



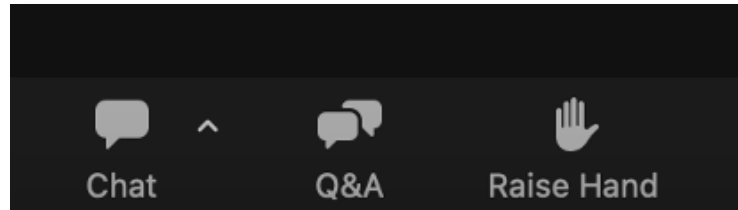
SENTURUS

3 Must-Have External Tools for Power BI Desktop

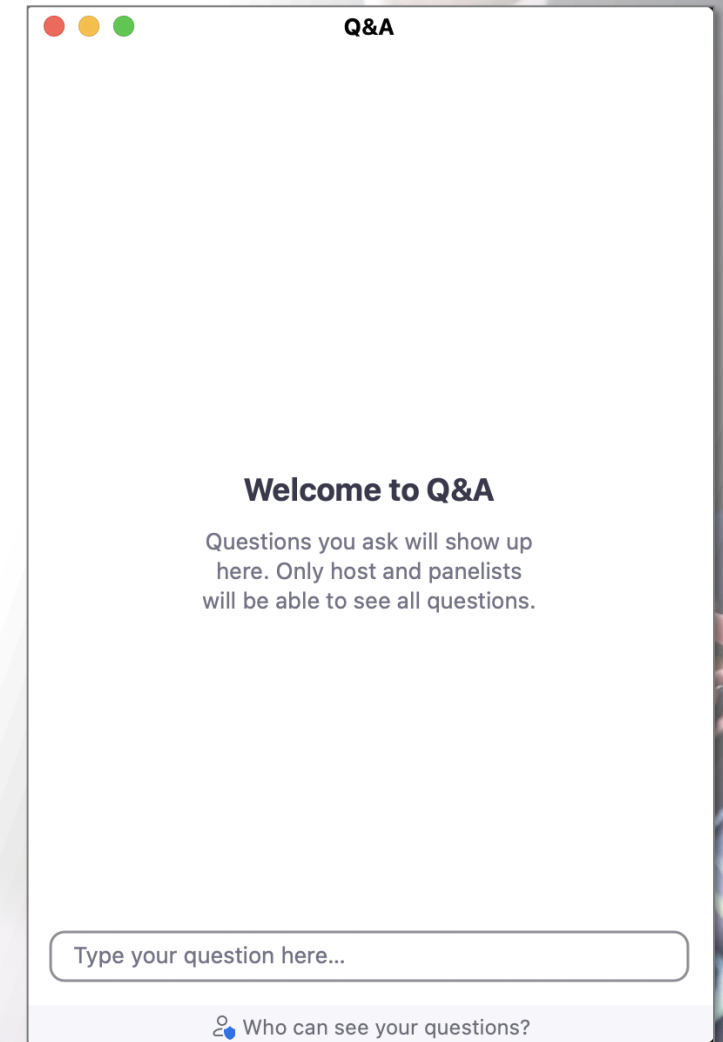


Questions?

Click Q&A at the bottom of your screen



Submit questions in this section




To obtain this presentation

Visit the Knowledge Center on the Senturus website to download this presentation and explore other assets:


senturus.com/resources

Topics


- Analytics Connector
- Cross Vendor Comparisons
- Dashboards Reporting & Visualizations
- Data & Cloud Architecture
- Data Prep & Modeling
- Deployments & Performance Optimization
- IBM Analytics & Cognos
- Microsoft Azure & Power BI
- Security, governance & administration
- Snowflake
- Tableau




Webinar
6 Ways to Publish & Share Tableau Dashboards
How-to demo and discussion of pros, cons and considerations




Webinar
How to Successfully Implement Self-Service Analytics
Agile, governed self-service BI with a focus on Cognos analytics




Webinar
Creating a Power BI Report Your Boss Can Navigate
How to design a user-friendly nav experience



Webinar
Power BI Report Builder & Paginated Reports
Creating pixel-perfect reports for printing and PDF



Webinar
Using Python with Power BI
Learn the basics, including the software and plotting libraries



Webinar
Streamline Cognos Migrations and Consolidations
Automatically decode Cognos content and reduce migration time by 90%

Agenda

Introductions

The 3 must-have external tools

Why use external tools?

Bravo

Tabular Editor

DAX Studio

Key takeaways and future features

Additional resources

About Senturus

Q&A



Introductions



Steve Nahrup

Senior Microsoft Solutions Architect
Senturus, Inc.



Steve Reed-Pittman




Director, Enterprise Architecture and Engineering
Senturus, Inc.

Poll: Which external tools do you use now?

(Select all that apply.)

- AML Toolkit
- Bravo
- DAX Beautifier
- DAX Generator
- DAX Studio
- Model Documenter
- Tabular Editor
- Other

The 3 must-have external tools

Bravo 	Tabular Editor 	DAX Studio 
DAX formatting	Bulk updates	Build complex queries
Time intelligence	Metadata management	Create calculated tables

Why use external tools for Power BI?

Supercharge your efficiency!



External tools help you perform complex tasks more easily

Save time



These tools greatly reduce the time it takes to do many tasks compared to using Desktop alone

Implement best practices



External tools help ensure that your entire team applies best practices on report development

More reasons to use external tools

- 01** Most external tools are free (and many are open-source)
- 02** External tools provide features that aren't available in the base product today
- 03** Microsoft looks at the use of these tools to help drive the new-features roadmap for future releases of the base product

Bravo



Bravo: overview



Easiest external tool
to start with



Helps modify and improve a
Power BI model with a
simple user interface



"Analyze Model" shows
you which columns take
up the most memory



Bravo: key features

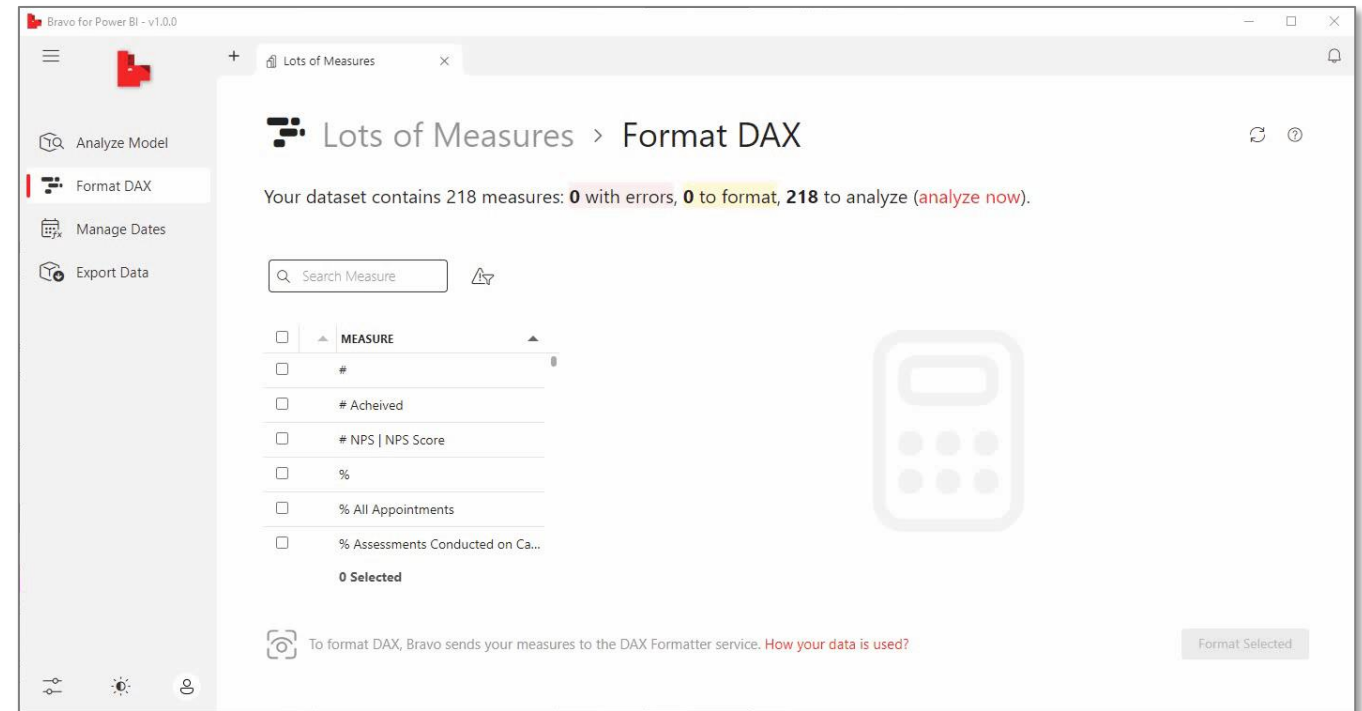


Analyze
model

Format
DAX

Manage
dates

Export
data



Bravo: use cases



- 01** Properly format all measures within a dataset in two clicks
- 02** Bulk creation of time-intelligence measures

Demo: Bravo

- Model analysis
- Date table creation
- Time-intelligence measure generation
- DAX syntax formatting
- Raw data export




Bravo: caveats

1. Changing an existing date table could break existing reports
2. Be careful: the resulting table might have different column names!
3. Bravo doesn't automatically create the active relationship between the Date table and your fact table

Tabular Editor



Tabular Editor: overview



Enables you to easily manipulate and manage:

Measures



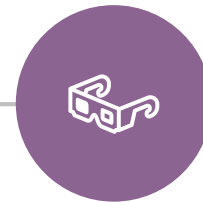
Calculated
columns



Display folders



Perspectives



Translations



Tabular Editor: key features




Excellent for
metadata
management

Bulk actions are
MUCH easier
(additions, deletions,
etc.)

Advanced scripting
to edit and update
the data model


Tabular Editor
2.x vs. 3.x



Tabular Editor: use cases

- 01** Copy measures from one workbook to another
- 02** Simplify maintenance of your models (renaming, reorganizing, formatting, etc.)
- 03** Create calculation groups


Demo: Tabular Editor



- Metadata management
- Renaming measures and columns
- Bulk updates (creation, deletion)
- Adding descriptions to columns and measures



Tabular Editor: caveats



1. Can only be used on a data set that has been created in Import Mode
2. Using a local data set is highly recommended (heightened admin privileges are required in order to use via an XMLA endpoint)
3. Tabular Editor 3.x is a paid product — but you can do almost anything you need to do in Tabular Editor 2.x, which is free

DAX Studio



DAX Studio: overview

Allows you to easily query your data set as if it's a database (like SSMS for DAX)



Drag-and-drop interface makes it easier for everyday users to build DAX queries

DAX Studio: key features

Query Builder helps build custom calculated tables using a simple drag-and-drop interface

Helps generate advanced DAX that most people can't write from scratch

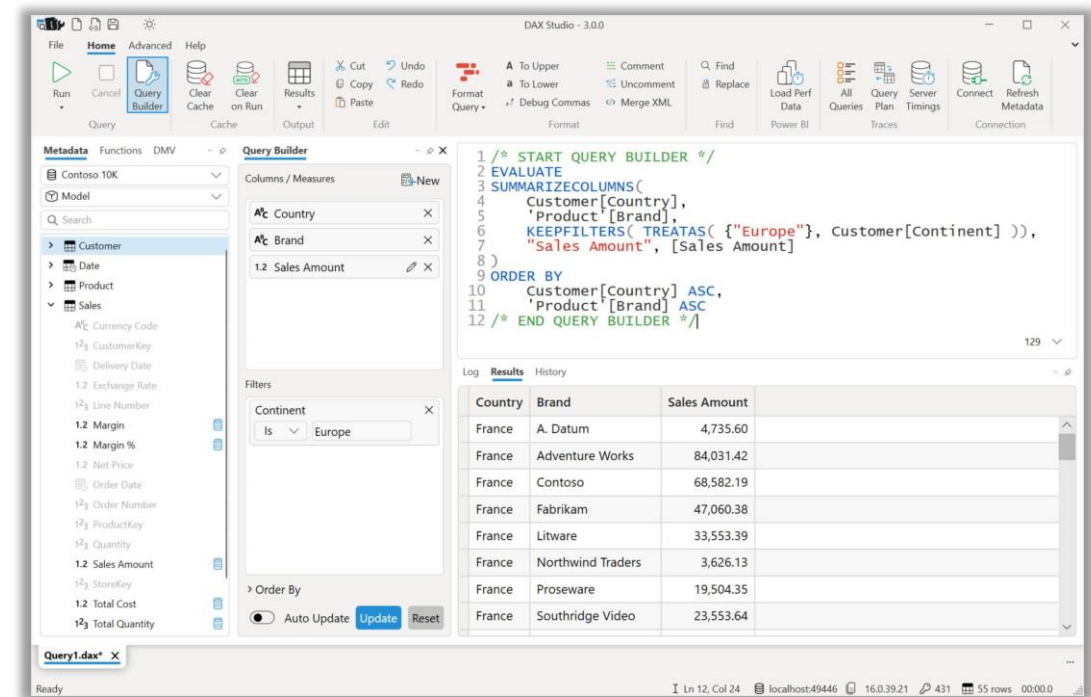
Preview raw data tables

View objects that reference columns

DAX Studio: use cases

01 Build calculated tables without having to write DAX from scratch

02 Generate properly formatted, complex and accurate DAX to use directly in reports



The screenshot shows the DAX Studio 3.0.0 interface. The 'Query Builder' pane is active, showing a query with the following DAX code:

```
1 /* START QUERY BUILDER */
2 EVALUATE
3 SUMMARIZECOLUMNS(
4     Customer[Country],
5     'Product'[Brand],
6     KEEPFILTERS( TREATAS( {"Europe"}, Customer[Continent] ) ),
7 )
8 )
9 ORDER BY
10 Customer[Country] ASC,
11 'Product'[Brand] ASC
12 /* END QUERY BUILDER */
```

The 'Results' pane shows a table with the following data:

Country	Brand	Sales Amount
France	A. Datum	4,735.60
France	Adventure Works	84,031.42
France	Contoso	68,582.19
France	Fabrikam	47,060.38
France	Litware	33,553.39
France	Northwind Traders	3,626.13
France	Proseware	19,504.35
France	Southridge Video	23,553.64

Demo: DAX Studio






- Using Query Builder
- Creating calculated tables

DAX Studio: caveats

1. Many features, easy to get overwhelmed — Query Builder is the best place to start
2. Helps identify the source of performance issues, but can't automatically resolve them
3. There are some advanced things that you can do in DAX Studio, but Bravo does them more intuitively

Key takeaways

If you're developing a report, you should be using these tools to increase your productivity and reduce development time!

Use Bravo for: 	Use Tabular Editor for: 	Use DAX Studio for: 
DAX formatting	Bulk updates	Building complex queries
Time intelligence	Metadata management	Creating calculated tables

Features coming to Power BI Desktop

- DAX Query View
- Bulk expression updates
- Calculation groups
- Copy & paste DAX queries behind objects
- QA measures and calculated tables



The background of the slide consists of a pair of heavy, dark red curtains with a subtle vertical pleat pattern. The curtains are slightly parted in the center, creating a dark opening. The lighting is soft, highlighting the texture of the fabric.

Future features

Upcoming resources

Workshop




Microsoft Fabric
In-Person Workshop

Sign up at:

Senturus.com/events/in-person-workshop-microsoft-fabric/

2023 BI Tools Guide



Guide: Comparison of Microsoft
Analytics Tools

Download at:

Senturus.com/resources/comparison-of-microsoft-analytics-tools-guide/

Additional resources

Unbiased product reviews



Technical tips



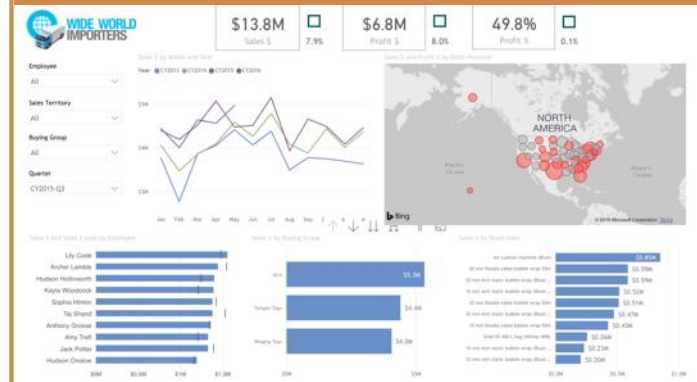
Insider viewpoints



More on this subject



Product demos



Upcoming events



Upcoming events

Chat with Pat: Working with Times and Dates in Power BI

Thursday, August 17, 11am PT (2pm ET)

Power BI Report Builder & Paginated Reports

Thursday, August 24, 11am PT (2pm ET)

Chat with Pat: Framework Manager Modeling

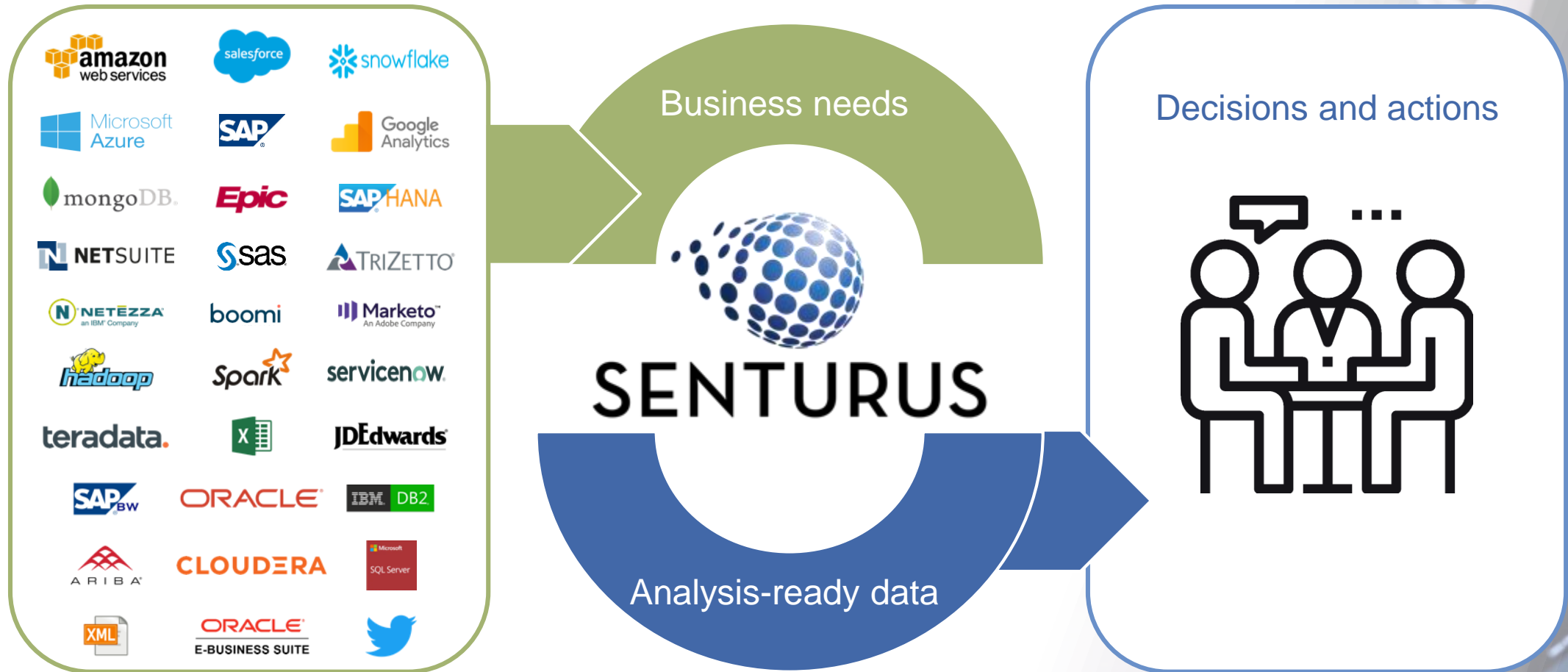
Wednesday, September 20, 11am PT (2pm ET)

Jumpstart: Fabric for Power BI Users

Thursday, October 12, 11am PT (2pm ET)

Register at senturus.com/events

Modern BI: accelerated & accessible



A long, strong history of success

22+ years

1400+ clients

3000+ projects



Join the Senturus team

We're hiring talented and experienced professionals

- Senior Microsoft BI Consultant
- Managing Consultant

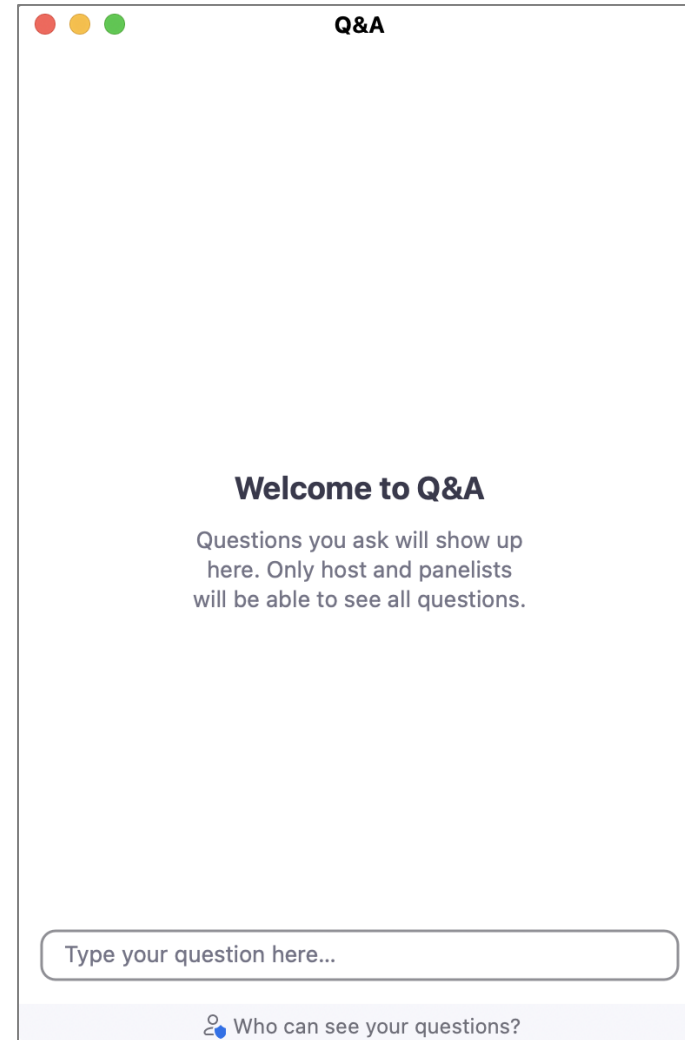
See job descriptions: <https://senturus.com/why-senturus/careers/>
Send your resume to: jobs@senturus.com

Q & A

If your question or issue is broader than what we can answer today, contact us at:

info@senturus.com

to schedule a free consultation.



Thank You



SENTURUS

www.senturus.com

888-601-6010

info@senturus.com

© 2023 by Senturus, Inc. This presentation may not be reused or distributed without the written consent of Senturus, Inc.