



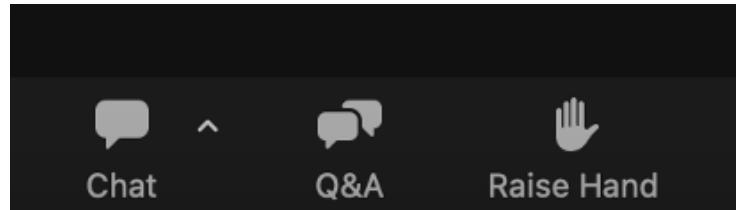
**SENTURUS**

# **Talk with Todd: Cognos Performance Tuning Q&A**



# Questions?

Click Q&A at the  
bottom of your screen



Submit questions  
in this section

A window titled 'Q&A' with a white background. It contains a 'Welcome to Q&A' message, a text input field, and a dropdown menu for question visibility.

**Q&A**

**Welcome to Q&A**

Questions you ask will show up here. Only host and panelists will be able to see all questions.

Type your question here...

Who can see your questions?


# To obtain this presentation

Visit the Knowledge Center on the Senturus website to download this presentation and explore other assets:


[senturus.com/resources](https://senturus.com/resources)

### Topics


- Analytics Connector
- Cross Vendor Comparisons
- Dashboards Reporting & Visualizations
- Data & Cloud Architecture
- Data Prep & Modeling
- Deployments & Performance Optimization
- IBM Analytics & Cognos
- Microsoft Azure & Power BI
- Security, governance & administration
- Snowflake
- Tableau




**Webinar**  
**6 Ways to Publish & Share Tableau Dashboards**  
How-to demo and discussion of pros, cons and considerations




**Webinar**  
**How to Successfully Implement Self-Service Analytics**  
Agile, governed self-service BI with a focus on Cognos analytics




**Webinar**  
**Creating a Power BI Report Your Boss Can Navigate**  
How to design a user-friendly nav experience



**Webinar**  
**Power BI Report Builder & Paginated Reports**  
Creating pixel-perfect reports for printing and PDF



**Webinar**  
**Using Python with Power BI**  
Learn the basics, including the software and plotting libraries



**Webinar**  
**Streamline Cognos Migrations and Consolidations**  
Automatically decode Cognos content and reduce migration time by 90%

# Agenda

Introductions

Questions

IPPA demo

Additional resources

About Senturus

Q&A



# Introductions



**Todd Schuman**

Cognos Practice Lead  
Installations, Upgrades and Optimization  
Senturus, Inc.





# Questions



---

## What can we do to help prevent reports that get stuck in pending status?

- Check the run history for more info
- Typical causes
  - SMTP handoff issue
  - Job stuck in NC tables
  - Credentials expired
- Fixes
  - Fix issues with smtp (TLS, SSL, userid/pw)
  - Run NCDrop.sql Scripts
  - Renew credentials




---

**What's the best configuration for DQM; should we tune one specific server for DQM/query service and route all DQM traffic there? What are the pros and cons?**

- It depends
- 32bit dispatchers can run CQM/DQM








**Our Cognos is sometimes so busy that admin cannot sign into the portal because it takes a long time to do that. What can we do other than restart the server?**

- Server is being overutilized
- Adjust the high/low affinity requests and connections on batch/report services
- Audit Reports – view use over time and see when/why server gets too busy



# Our reports are running slower than usual, what is the best order for checking the system or reports?

## Monitor

1. Check Cognos CPU/RAM utilization
2. Check database CPU/RAM utilization
3. Audit Reports – times of day/week/month when system is extra busy
4. IPA/logs

## Options

1. Adjust dispatcher high/low affinity and connections on report/batch services
2. Schedule reports to run outside busy DB window
3. Data sets


# What are best practices around tuning the number of BIBus process?

- BIBus is controlled via report/batch service
- High/low affinity
- # connections
- Peak/non-peak
- 2-4 GB RAM per process

[Chat question: memory limits for 32-bit and 64-bit processes | Microsoft Learn](#)





A blue pen with a silver tip is resting on a document featuring a bar chart with blue bars of varying heights. The background is a light blue gradient.

## How can we identify the limit of the report count and schedule jobs on each server?

- Audit Reports have server specifics
  - Routing rules to force traffic
  - Dedicated report/batch servers
-

# Routing rules

IBM Cognos Administration

Sam Carter Log Off Home Launch ? IBM

Status

Security

Configuration

Index Search

Data Source Connections

Content Administration

Distribution Lists and Contacts

Printers

Styles

Portlets

Dispatchers and Services

Query Service Caching

Specify the routing rules

Help

Specify the rules used to route requests to server groups. A routing rule consists of any combination of routing sets and of a server group.

Routing rules:

<input type="checkbox"/>	Sequence	Package routing set	Group routing set	Role routing set		Server group	Actions
<input type="checkbox"/>	1	STORE_RETURNS(117)	(Any group)	(Any role)	⇒	TPCDS	
<input type="checkbox"/>	2	STORE_SALES(117)	(Any group)	(Any role)	⇒	TPCDS	
<input type="checkbox"/>	3	STORE_SALES+RETURN:	(Any group)	(Any role)	⇒	TPCDS	

[Add a rule](#)

[Add a rule](#)

[Remove](#)

[Modify the sequence...](#)

[View expanded routing rules...](#)

OK

Cancel

# Routing rules

Audit Reports - view server IP by report request type

COGIPF_REQUESTID	ReportView BatchReportService	Report BatchReportService	Report ReportService	Query ReportService	ReportView ReportService
153,517	1,640	23,489	319,816	1	888
153,517	153,517	180,520	906		2
153,517	1,636	23,752	325,255	3	871
153,517	143,661	169,121	1,175		
153,517	1,665	22,379	318,561	1	832
153,517		8	621		
153,517	304	8,915	138,076		382
153,517	266	8,687	143,320	1	419
153,517	384,551	501,245	1,290	1	1
153,517	403,112	501,960	1,498	1	1
153,517	1,340	20,933	326,430		929
153,517	386,408	513,015	1,323	1	1

\* Red row – dedicated batch



# What are the advantages of the AI assistant?

- Ask questions
- Discover insights



# In Product Performance Assistant (IPPA)




# Incorrect setup info

Bad info:

- [Setting up Interactive Performance Assistant \(IPA\) - IBM documentation](#)

Good info:

- [Using IPPA in IBM Cognos Analytics 11.2](#)





# Drill into IPA detail



## Sales by Order method (Landscape)

This page displays in Landscape page orientation although all other pages in this report use Portrait.

	2010		2011		2012		2013	
	Quantity	Revenue	Quantity	Revenue	Quantity	Revenue	Quantity	Revenue
E-mail	1,986,395	\$95,402,796.21	968,453	\$44,318,886.43	409,049	\$23,701,042.57	278,762	\$16,420
Fax	688,786	\$28,639,472.14	426,006	\$19,896,187.76	249,234	\$13,445,559.93	115,988	\$8,092
Mail	488,735	\$22,766,850.51	339,635	\$16,013,779.49	119,619	\$6,905,730.44	5,066	\$404
Sales visit	2,640,065	\$101,072,721.10	1,778,941	\$79,721,524.37	1,411,468	\$73,918,652.38	982,938	\$55,481
Special	340,021	\$13,905,918.75	252,429	\$10,769,180.34	13,622	\$1,006,100.01	30,730	\$1,670
Telephone	3,979,898	\$178,793,580.36	2,251,898	\$107,160,284.09	684,667	\$37,199,842.80	336,381	\$17,832
Web	10,050,830	\$473,771,464.65	17,507,323	\$881,315,747.68	23,054,131	\$1,339,714,172.77	17,846,021	\$1,017,434

Time: 1965 ms ⓘ

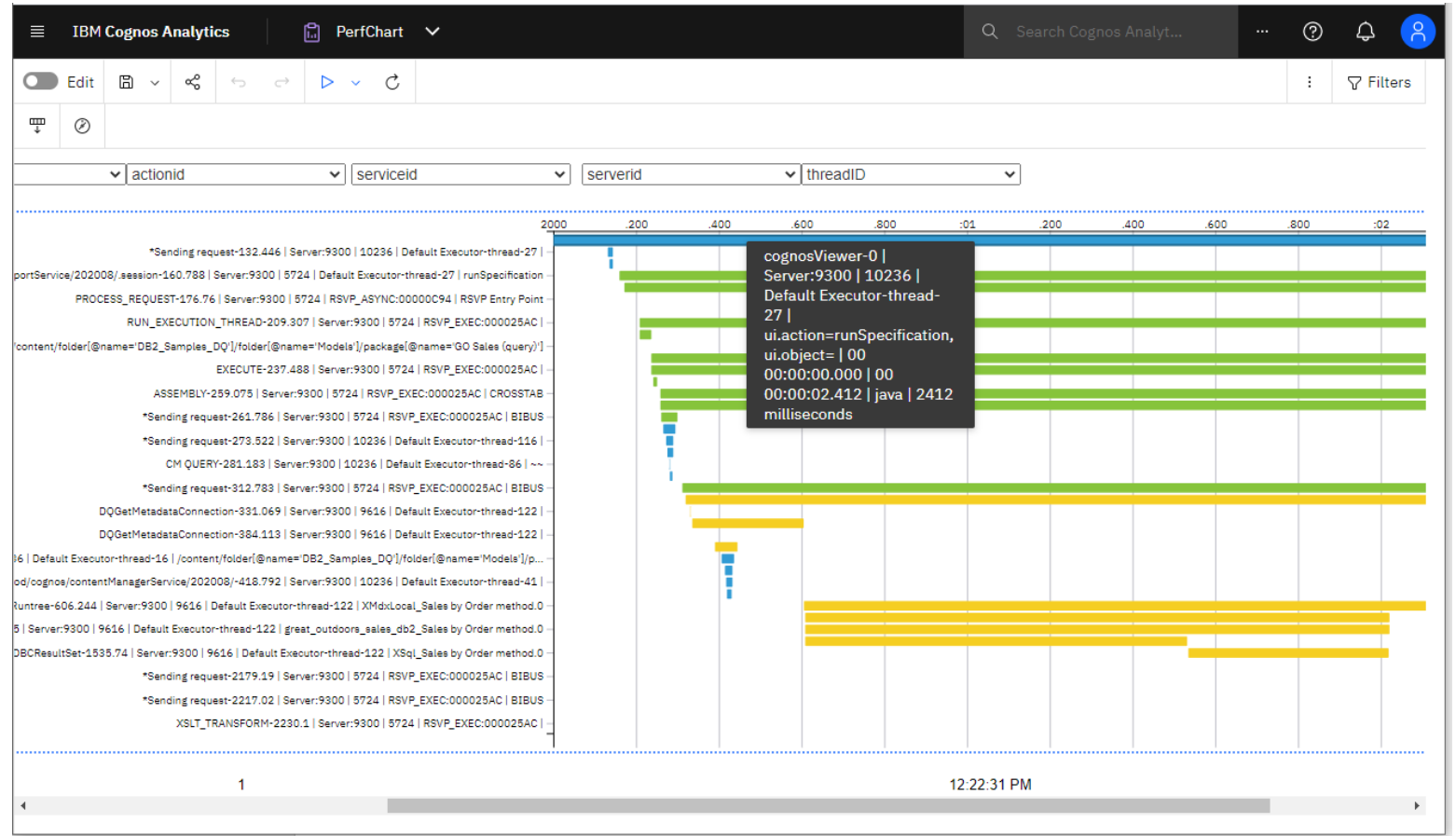
# How to read the output

Many different actions take place in parallel running a report.

**Blue:** Java Process – Content Manager, present the output in the viewer.

**Green:** BIBusTKServerMain Process – Output (HTML) generation. (Also query planning and execution for CQM.)

**Yellow:** Dataset Service – Plans, executes the query and generates a result set. (Not applicable to CQM.)



A black and white photograph of a microphone on a stand next to a keyboard. The microphone is positioned diagonally across the frame, with its head pointing towards the top right. The keyboard is visible in the lower left corner, with its keys slightly out of focus. The background is blurred, showing some indistinct shapes and light bokeh. The text "Live demo" is overlaid in the center of the image in a white, sans-serif font.

**Live demo**



# Get help upgrading Cognos

## Support to fit your needs

- End-to-end implementation
- Quick start
- Mentoring

[Senturus.com/cognos-upgrade](https://Senturus.com/cognos-upgrade)

## Additional services

- Cognos license assessment
- Enhanced content inventory
- New features training

# Cognos resources

## On demand webinar



Tips for Installing  
Cognos

## Blog



Cognos Analytics 12.0:  
Our Favorite New  
Features

## On demand webinar



Cognos Analytics  
Performance Tuning  
Tips

[Senturus.com/topic/business-intelligence-cognos/](https://Senturus.com/topic/business-intelligence-cognos/)

# Additional resources

## Unbiased product reviews



## Technical tips



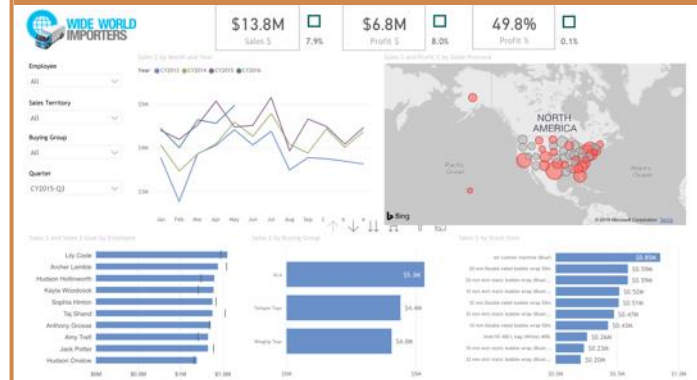
## Insider viewpoints



## More on this subject



## Product demos



## Upcoming events





# Upcoming events

## **3 Must-Have External Tools for Power BI Desktop**

Thursday, August 10, 11am PT (2pm ET)

## **Chat with Pat: Working with Time and Dates in Power BI**

Thursday, August 17, 11am PT (2pm ET)

## **Power BI Report Builder & Paginated Reports**

Thursday, August 24, 11am PT (2pm ET)

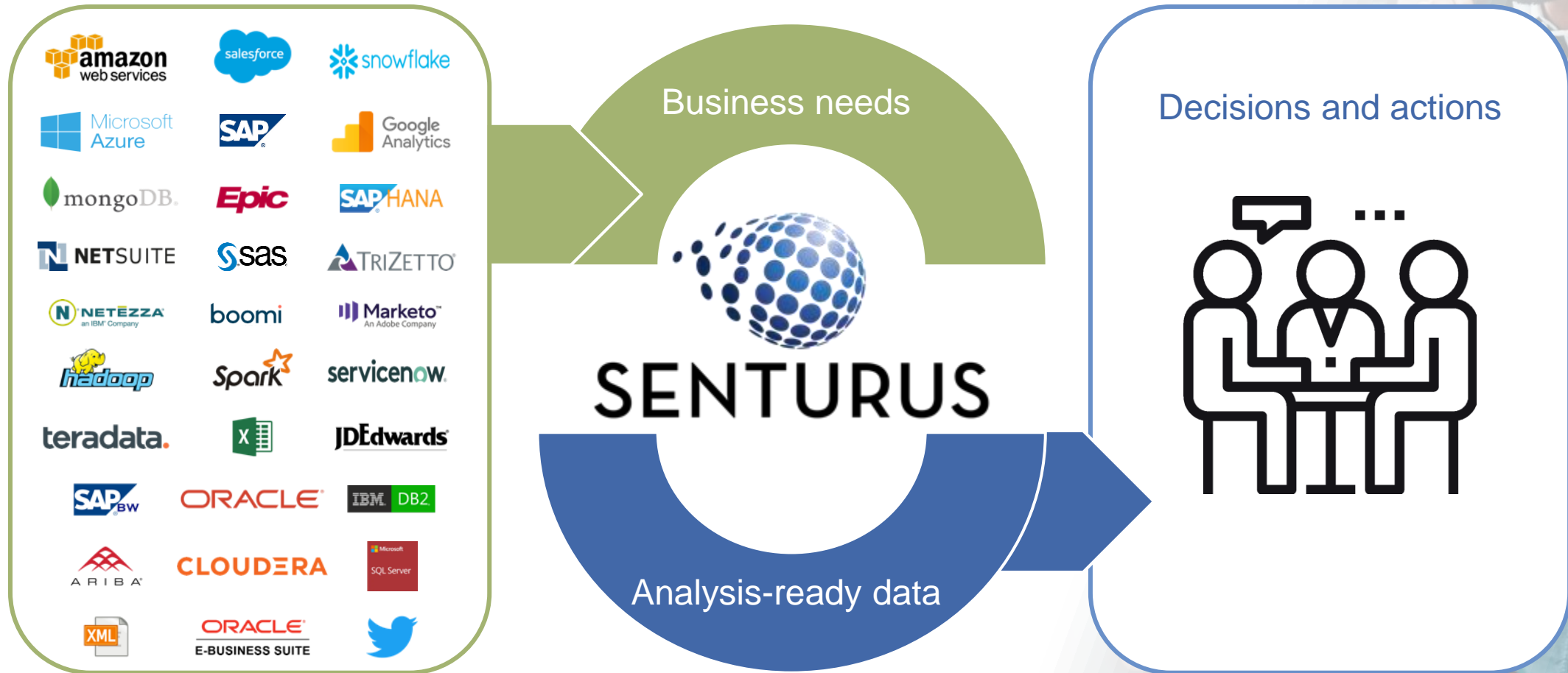
## **Chat with Pat: Framework Manager Modeling**

Wednesday, September 20, 11am PT (2pm ET)

Register at [senturus.com/events](https://senturus.com/events)



# Modern BI: accelerated & accessible



# A long, strong history of success

22 years

1400+ clients

3000+ projects







# Join the Senturus team

We're hiring talented and experienced professionals

- Managing Consultant
- Senior Microsoft BI Consultant

See job descriptions: <https://senturus.com/why-senturus/careers/>

Send your resume to: [jobs@senturus.com](mailto:jobs@senturus.com)

# Q & A

If your question or issue is broader than what we are able to answer today, contact us at:

[info@senturus.com](mailto:info@senturus.com)

and we will set up a free consultation.

Q&A

**Welcome to Q&A**

Questions you ask will show up here. Only host and panelists will be able to see all questions.

Who can see your questions?

# Thank You



## SENTURUS

---

[www.senturus.com](http://www.senturus.com)

888-601-6010

[info@senturus.com](mailto:info@senturus.com)

© 2023 by Senturus, Inc. This presentation may not be reused or distributed without the written consent of Senturus, Inc.