

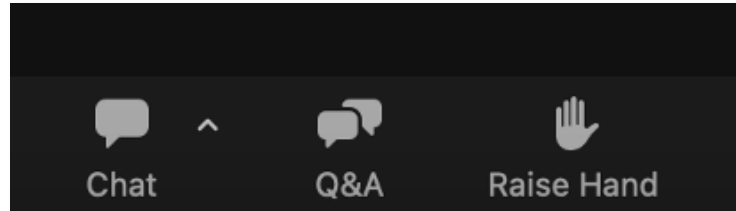


Data Integration Roundtable



Questions?

Q&A at the bottom of
your screen




Submit questions

Q&A

Welcome to Q&A
Questions you ask will show up here. Only host and panelists will be able to see all questions.

Type your question here...

 Who can see your questions?


To obtain this presentation

Visit the Knowledge Center on the Senturus website to download this presentation and explore other assets:


senturus.com/resources

Topics


- Analytics Connector
- Cross Vendor Comparisons
- Dashboards Reporting & Visualizations
- Data & Cloud Architecture
- Data Prep & Modeling
- Deployments & Performance Optimization
- IBM Analytics & Cognos
- Microsoft Azure & Power BI
- Security, governance & administration
- Snowflake
- Tableau




Webinar
6 Ways to Publish & Share Tableau Dashboards
How-to demo and discussion of pros, cons and considerations




Webinar
How to Successfully Implement Self-Service Analytics
Agile, governed self-service BI with a focus on Cognos analytics




Webinar
Creating a Power BI Report Your Boss Can Navigate
How to design a user-friendly nav experience



Webinar
Power BI Report Builder & Paginated Reports
Creating pixel-perfect reports for printing and PDF



Webinar
Using Python with Power BI
Learn the basics, including the software and plotting libraries



Webinar
Streamline Cognos Migrations and Consolidations
Automatically decode Cognos content and reduce migration time by 90%

Agenda

Introductions

Data integration background

Roundtable discussion

Senturus overview and additional resources

Introductions



Brad Greene

Solutions Architect, Data Engineering
Senturus, Inc.



Rick Fukunaga

Senior Consultant
Senturus, Inc.



Peter Jogopulos

Senior Consultant
Senturus, Inc.




Your host: Steve Reed-Pittman

Director, Enterprise Architecture and Engineering
Senturus, Inc.

Poll #1

Which data integrations platforms are you currently using?
(Select all that apply)

- Informatica Power Center
- Informatica Cloud Data Integration
- IBM DataStage
- IBM Cloud Pak for Data
- Microsoft SSIS
- Microsoft Azure Data Factory
- Oracle Data Integrator
- Oracle Data Integrator Cloud
- Other cloud
- Other on-prem




A green rounded rectangle containing three rows of checkboxes and horizontal lines. The first row has a checked checkbox and a horizontal line. The second row has an unchecked checkbox and a horizontal line. The third row has an unchecked checkbox and a horizontal line.

Poll #2

For a future webinar, on which platform(s) would you like to see a deep dive?

- Informatica
- SSIS
- DataStage
- Other
- Not of interest



A green rounded rectangle containing three rows of checkboxes and horizontal lines. The first row has a checked checkbox followed by a horizontal line. The second row has an unchecked checkbox followed by a horizontal line. The third row has an unchecked checkbox followed by a horizontal line.

Definition of data integration

- Combining data from multiple sources into unified data sets
- Includes different things for different organizations
 - Cleaning
 - ETL
 - Mapping
 - Transformation
 - Data modeling

Data integration solutions



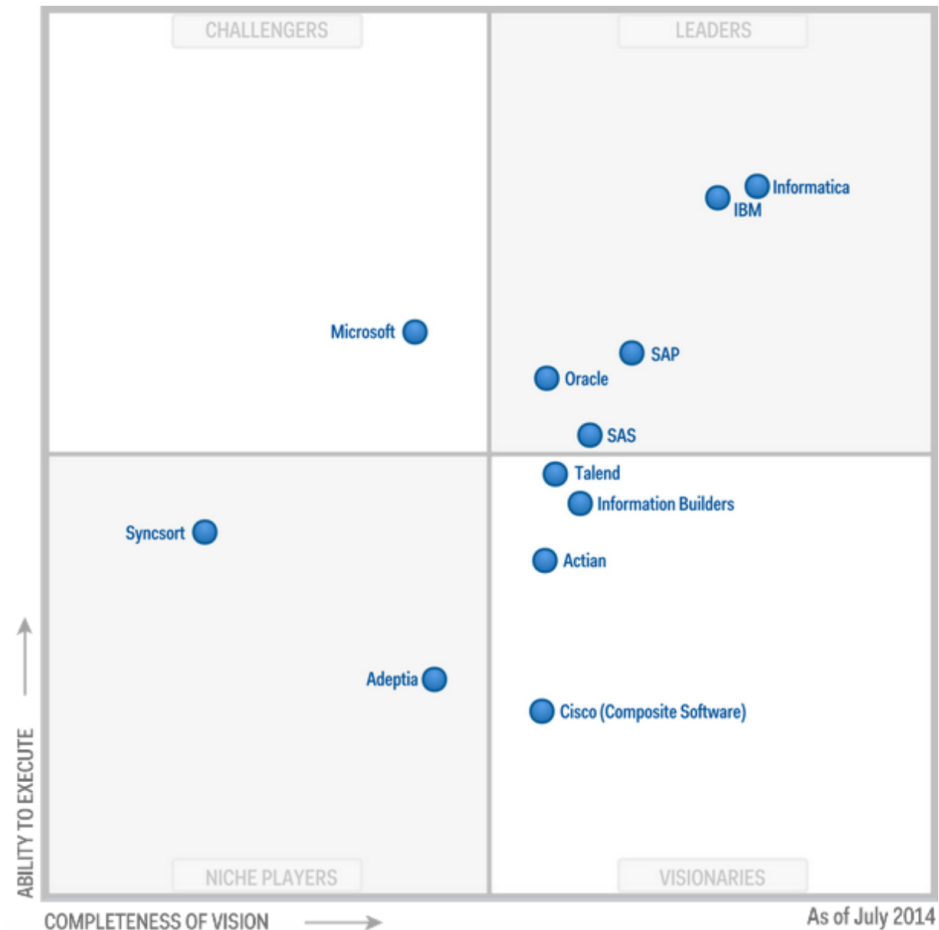
Informatica®



Gartner: leaders remain constant

2014

2022



Q & A

If your question or issue is broader than what we are able to answer today, contact us at:

info@senturus.com


and we will set up a free consultation.

Q&A

Welcome to Q&A

Questions you ask will show up here. Only host and panelists will be able to see all questions.

Type your question here...

 Who can see your questions?

**Schedule a deep
dive on topics
discussed today
or ones we did not
get to**

info@senturus.com

<https://senturus.com/contact/>



Additional resources

Unbiased product reviews



Technical tips



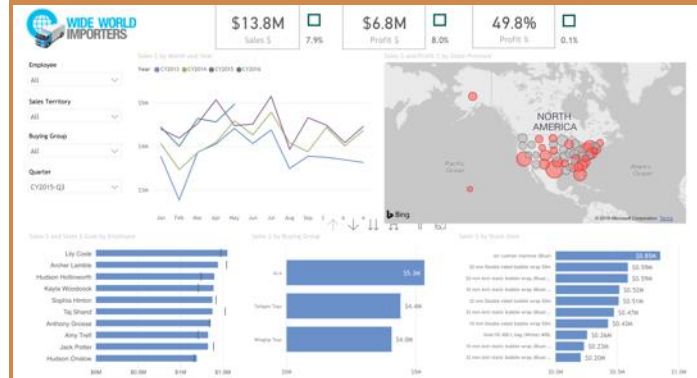
Insider viewpoints



More on this subject



Product demos



Upcoming events



Upcoming events

Chat with Pat: Using Power Query Editor for Data Cleansing

Thursday, Apr 19, 11am PT/2pm ET

Power BI Datamarts: Self-Service Speed, IT Governance

Thursday, Apr 27, 11am PT/2pm ET

Cognos Analytics Performance Tuning Tips

Thursday, May 4, 11am PT/2pm ET

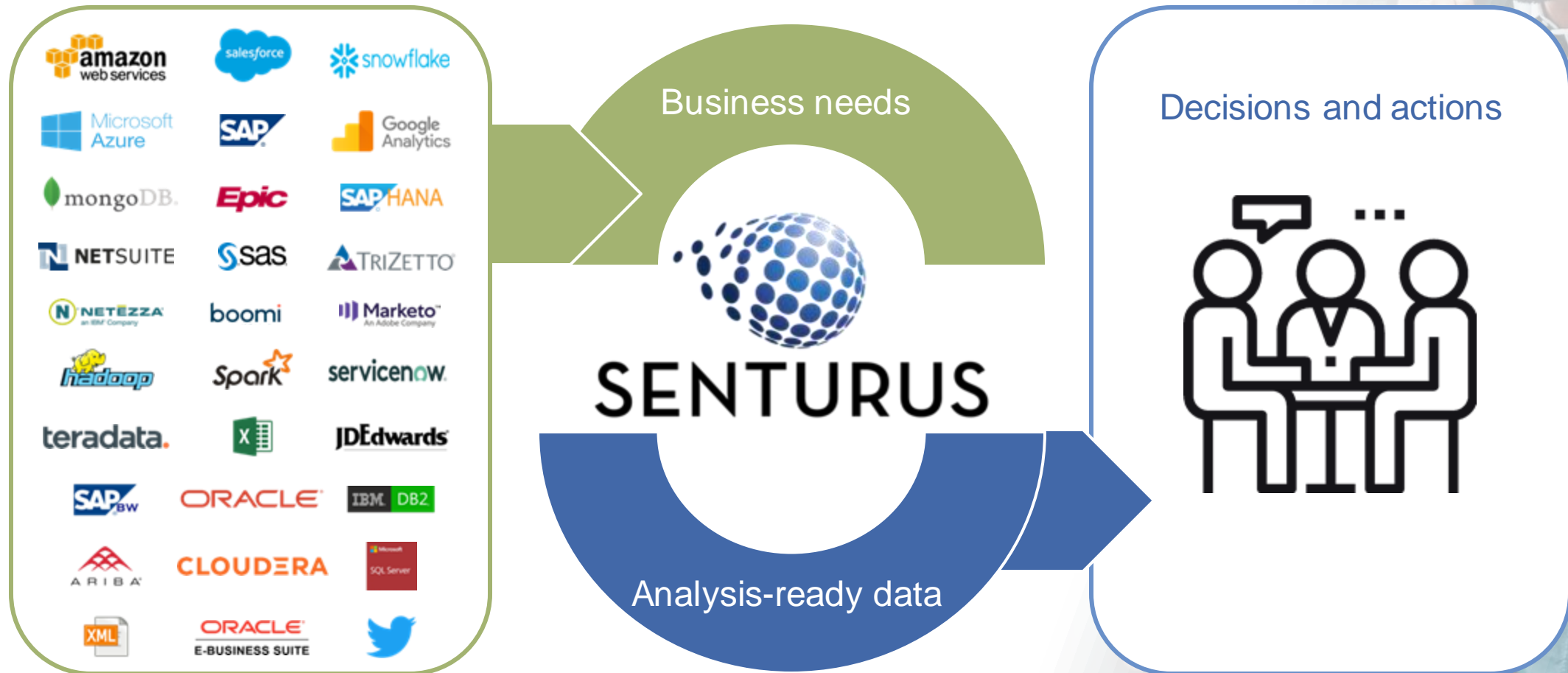
Chat with Pat: Building Good Vizzes in Tableau

Thursday, May 17, 11am PT/2pm ET

Register at senturus.com/events



Modern BI: accelerated & accessible



A long, strong history of success

22 years

1400+ clients

3000+ projects





Join the Senturus team

We're hiring talented and experienced professionals

- Senior Microsoft BI Consultant

See job descriptions: <https://senturus.com/why-senturus/careers/>

Send your resume to: jobs@senturus.com

Thank You



SENTURUS

www.senturus.com

888-601-6010

info@senturus.com

© 2023 by Senturus, Inc. This presentation may not be reused or distributed without the written consent of Senturus, Inc.