



# Getting Acquainted with Incorta

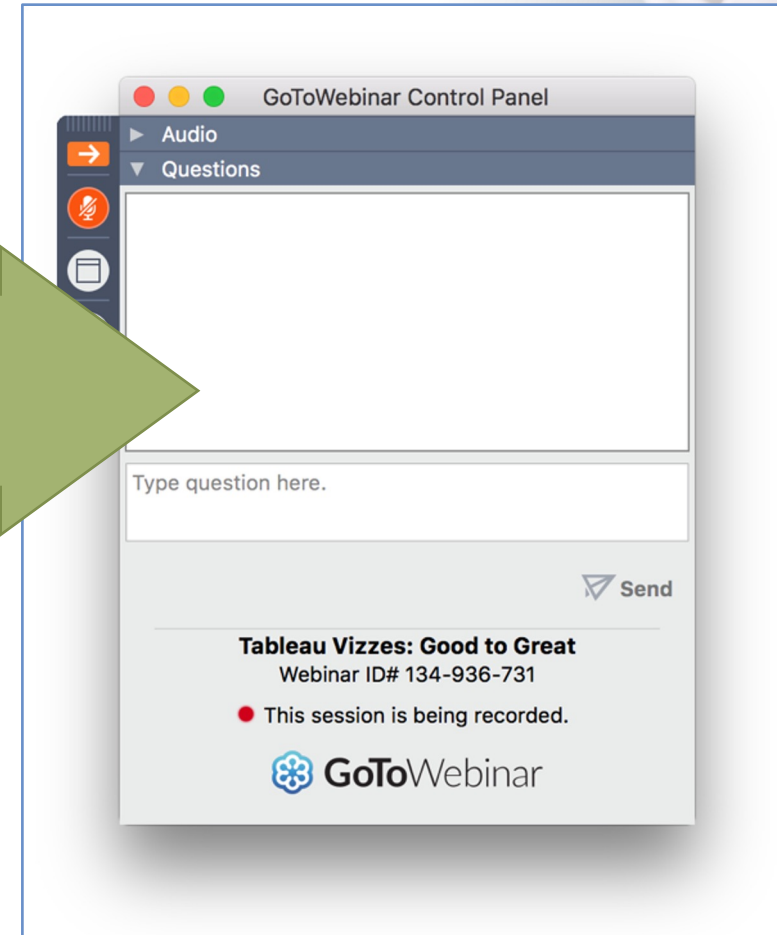


# GoToWebinar control panel

Click arrow to restore full control panel



Submit questions in this section




# To obtain this presentation

Visit the Knowledge Center on the Senturus website to download this presentation and explore other assets:


[senturus.com/resources](https://senturus.com/resources)

### Topics


- Analytics Connector
- Cross Vendor Comparisons
- Dashboards Reporting & Visualizations
- Data & Cloud Architecture
- Data Prep & Modeling
- Deployments & Performance Optimization
- IBM Analytics & Cognos
- Microsoft Azure & Power BI
- Security, governance & administration
- Snowflake
- Tableau




**Webinar**  
**6 Ways to Publish & Share Tableau Dashboards**  
How-to demo and discussion of pros, cons and considerations




**Webinar**  
**How to Successfully Implement Self-Service Analytics**  
Agile, governed self-service BI with a focus on Cognos analytics




**Webinar**  
**Creating a Power BI Report Your Boss Can Navigate**  
How to design a user-friendly nav experience



**Webinar**  
**Power BI Report Builder & Paginated Reports**  
Creating pixel-perfect reports for printing and PDF



**Webinar**  
**Using Python with Power BI**  
Learn the basics, including the software and plotting libraries



**Webinar**  
**Streamline Cognos Migrations and Consolidations**  
Automatically decode Cognos content and reduce migration time by 90%



# Agenda

Introductions

Challenges to accessing timely insights

Incorta's unified platform

Demo

Senturus overview and additional resources

Q&A





# Introductions



**Michael Weinbauer**

Senior Sales Engineer  
Incorta



**Mazen Arar**

Director  
Business Development  
Incorta



**Steve Reed Pittman**

Director  
Enterprise Architecture and Engineering  
Senturus, Inc.

# Poll #1

What are your core systems of record (ERP/CRM)?

- Oracle
- NetSuite
- SAP
- Salesforce
- Other

# Poll #2

What are the biggest challenges in your existing analytics environment?

- Time to insights (long ETL pipelines, backlogs)
- Difficulty responding to changes (new questions, fields)
- Inability to drill from high-level KPIs to granular details
- Lack of self-service
- Other



# Does This Sound Familiar?

Do you need to...

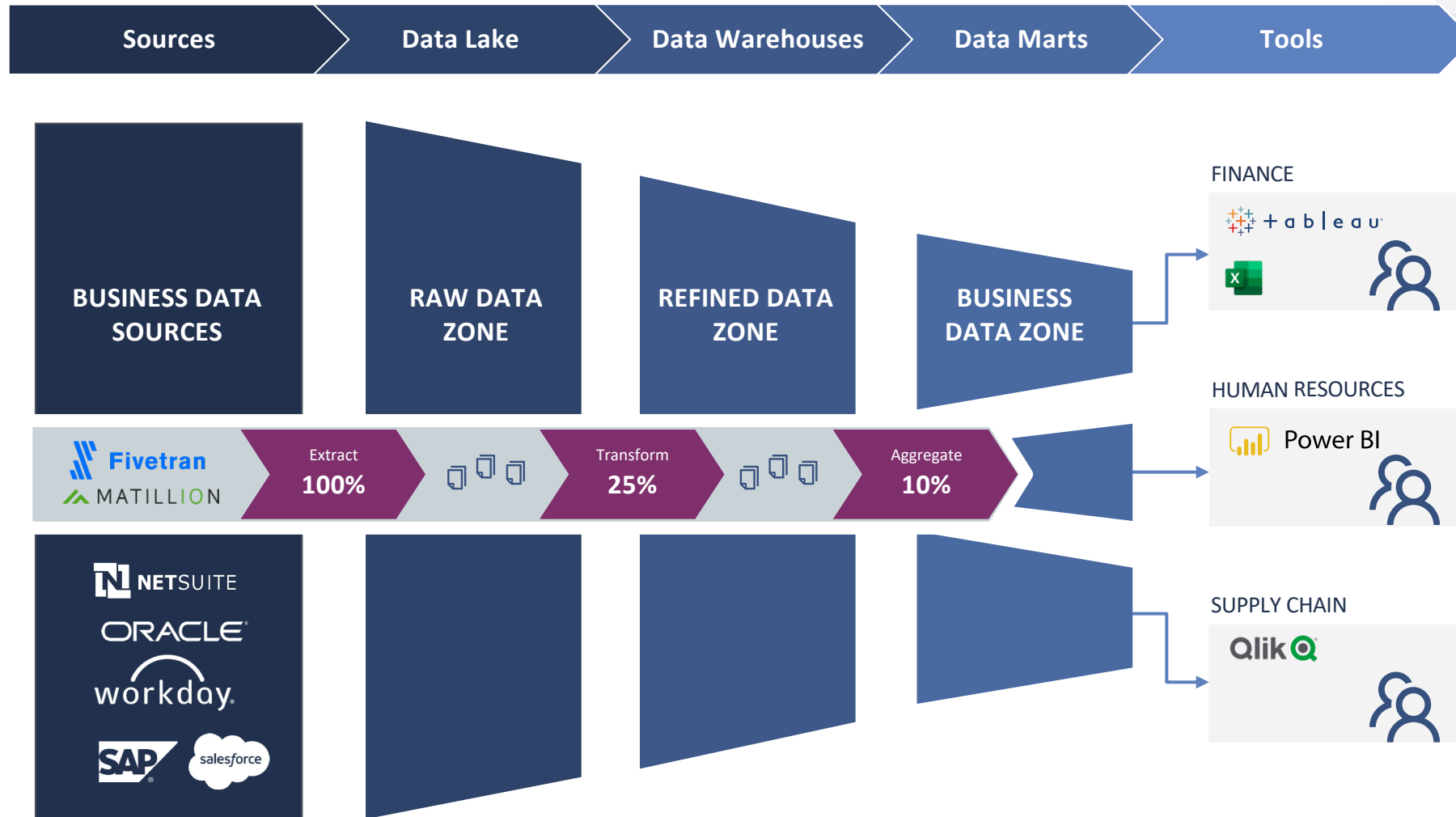
**1** | **Make data-driven decisions NOW**  
(while they are still relevant)

**2** | **Connect ALL your data for a complete view**  
(then drill down to the details)

**3** | **Reduce the burden of analytics on IT**  
(by empowering business users)

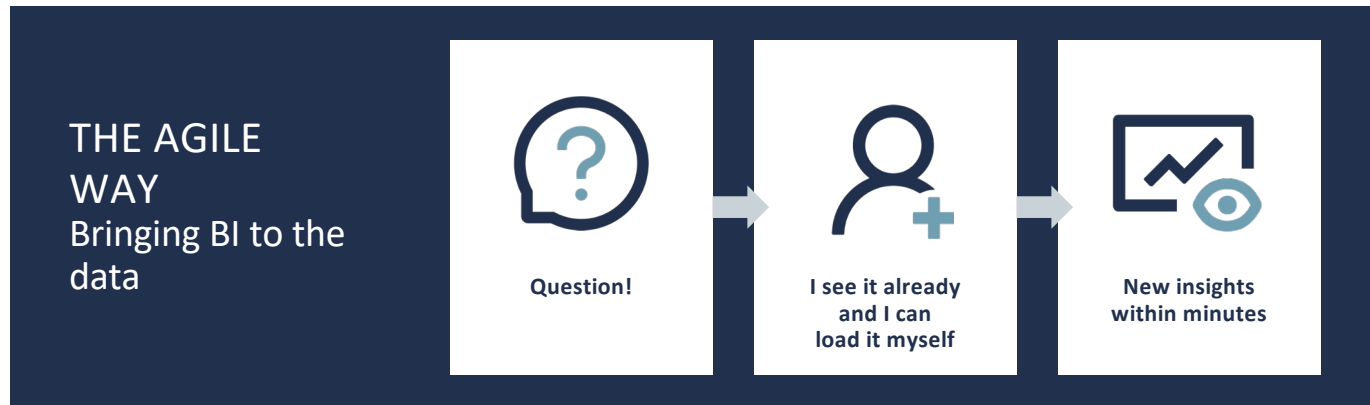
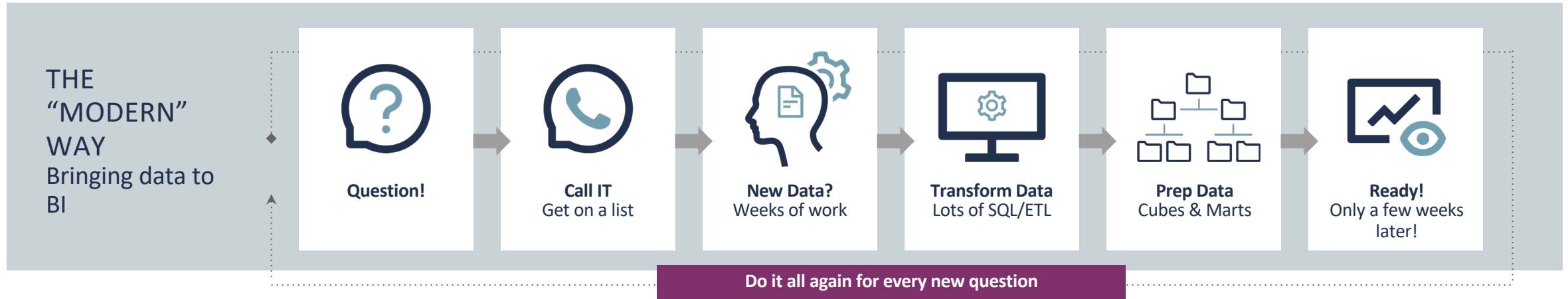
# “Modern” Data Architecture

A Complex and Inflexible Nightmare That Limits Insights from Perishable Data



# Incorta's Vision → Transforming Businesses

With a Uniquely Agile Approach to Delivering 100% of Your Data for Analytics





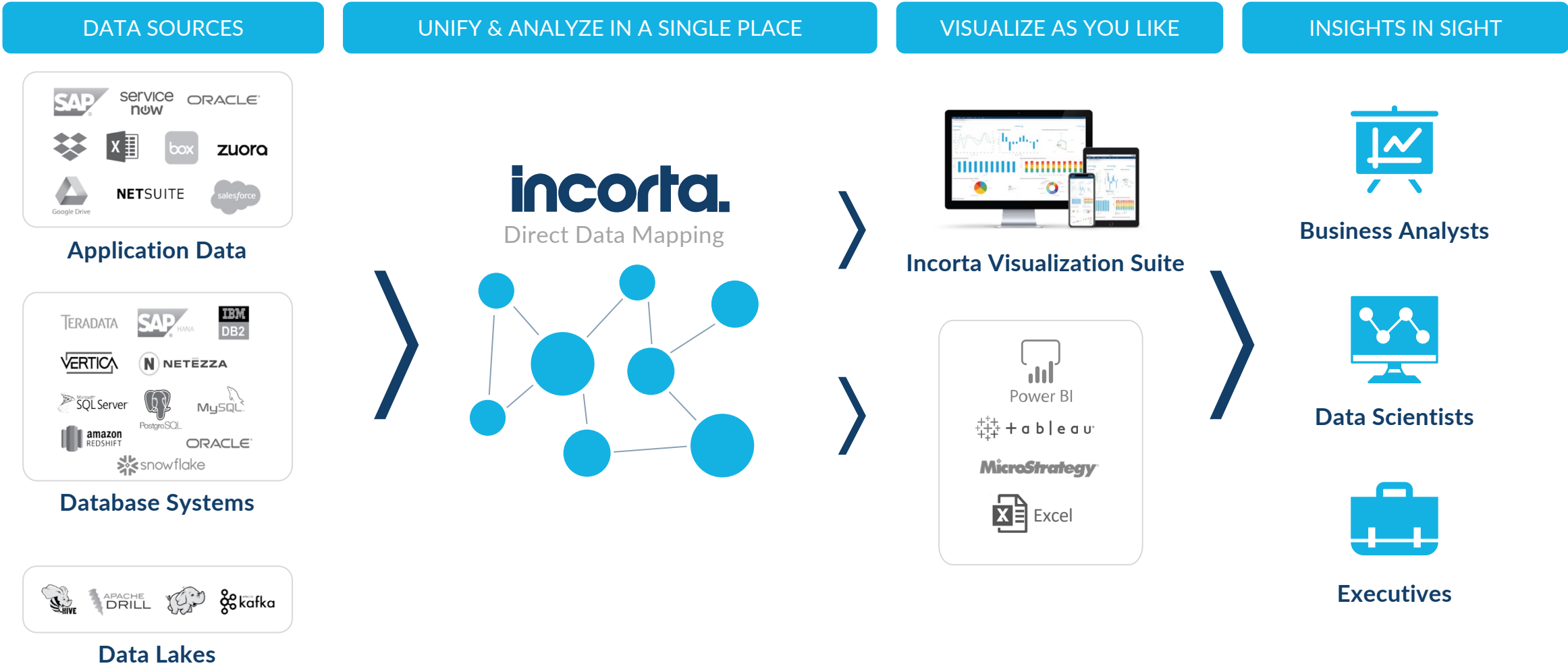
# A Unified Data Analytics Platform

**incorta.**

# The Shortest Distance Between DataSource & Insight

# Unified Data Analytics Platform

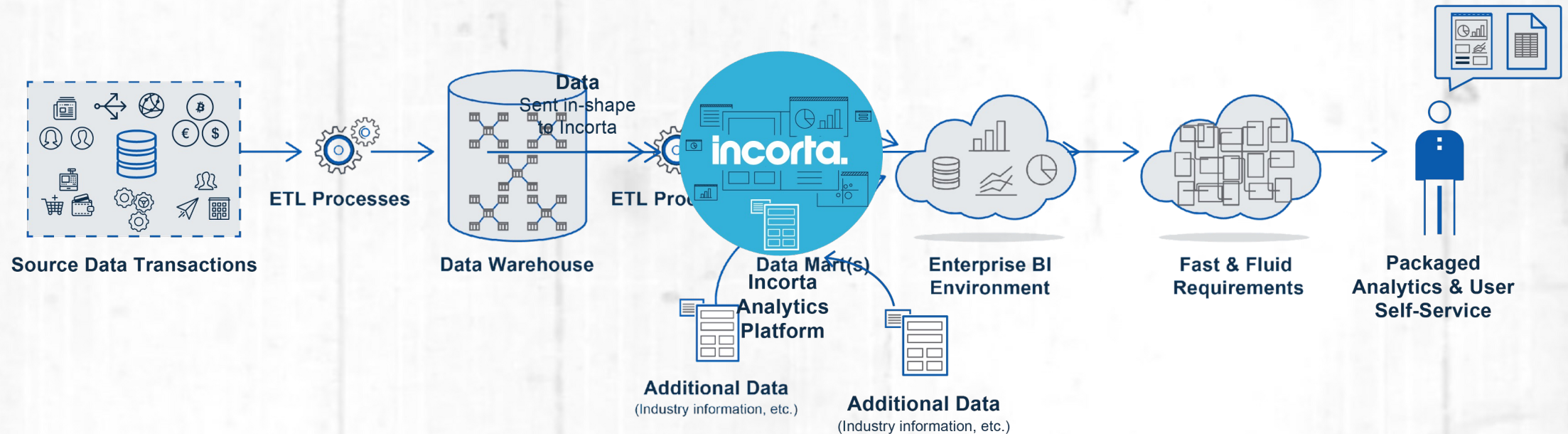
## Powered By Direct Data Mapping





# Built for Agility - No Data Transformations or Aggregates

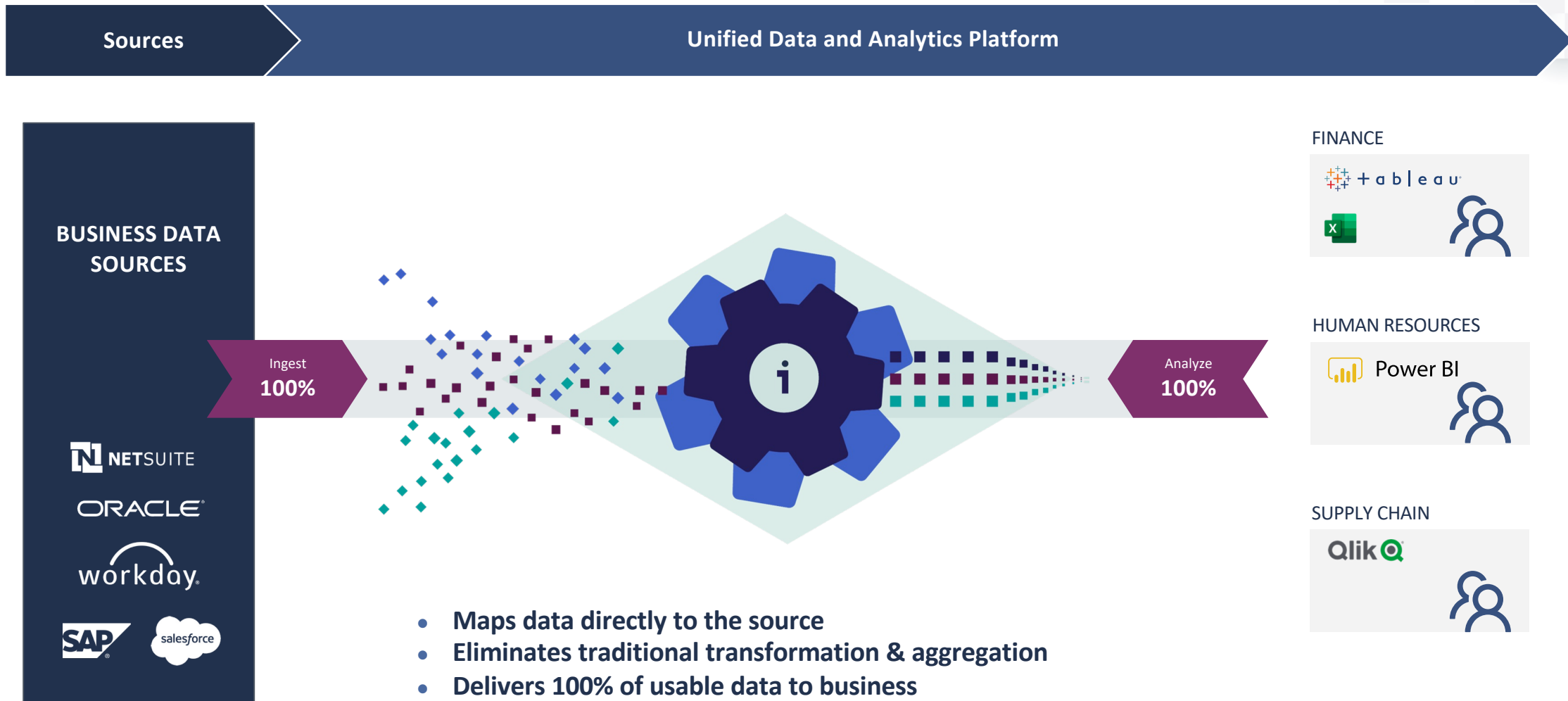
## The Traditional Way Vs. The Incorta Way



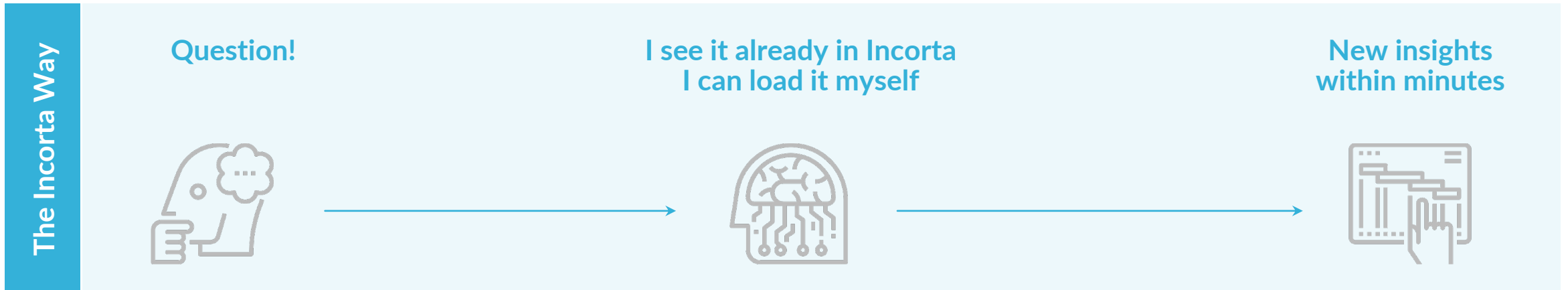
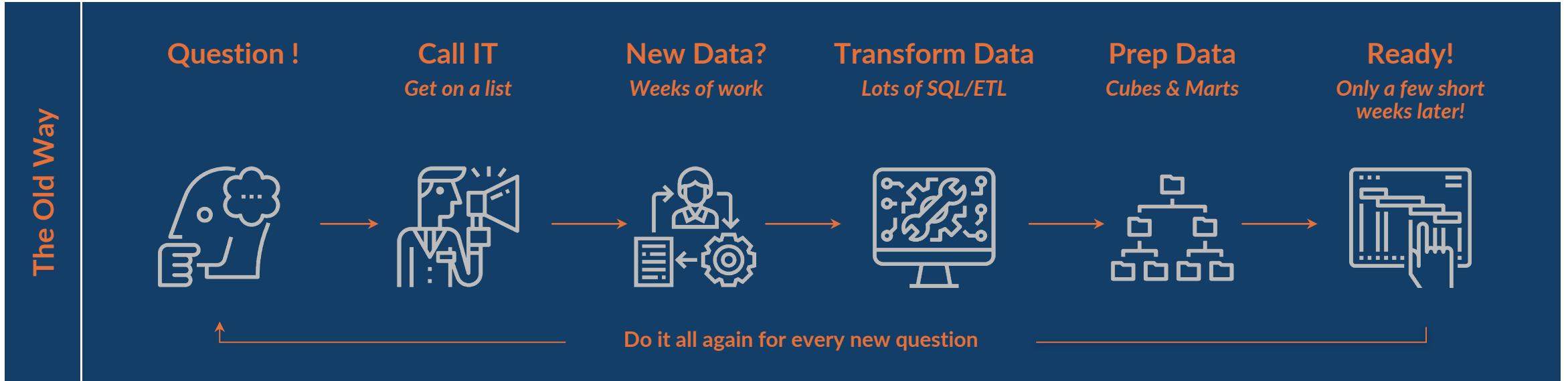
Simplified and progressive

# Incorta: A Simplified Platform Built for Agility

## No Data Transformations or Aggregates



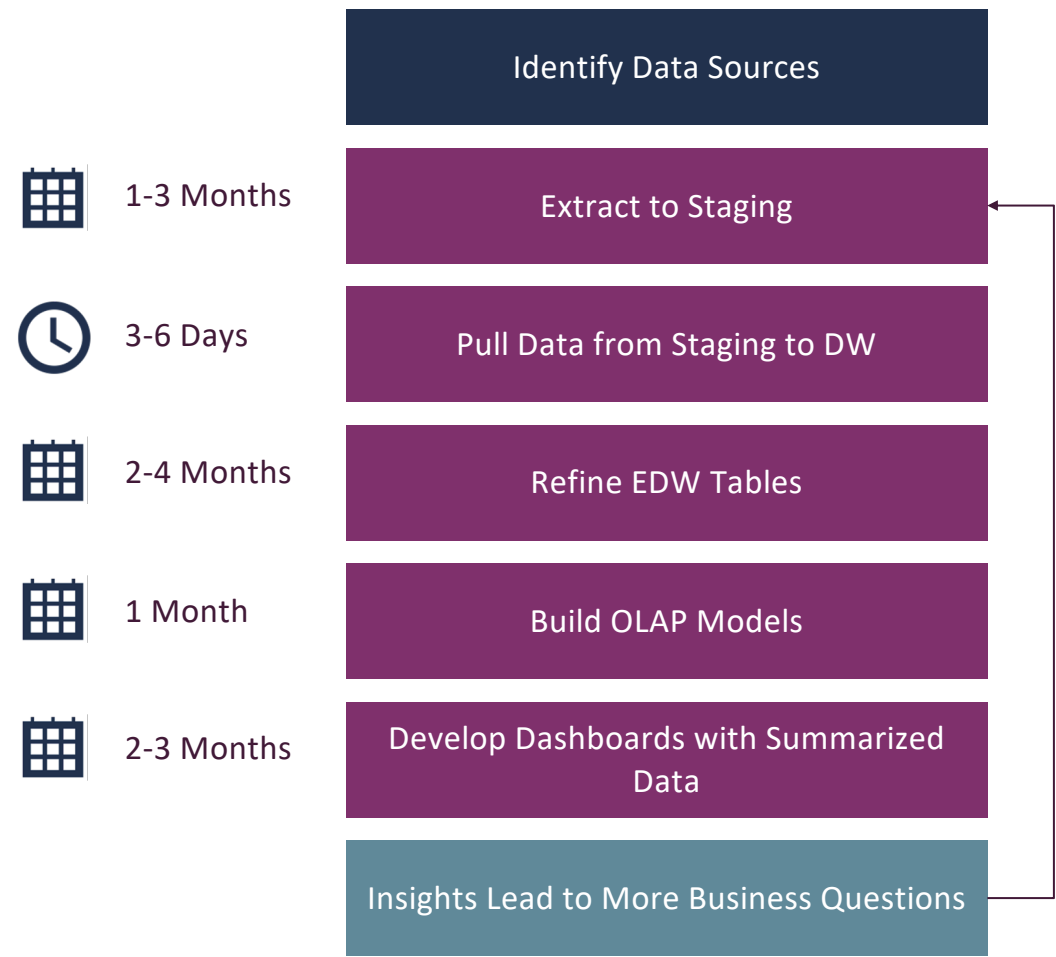
# Insight in Days Not Months, Without Burdening IT



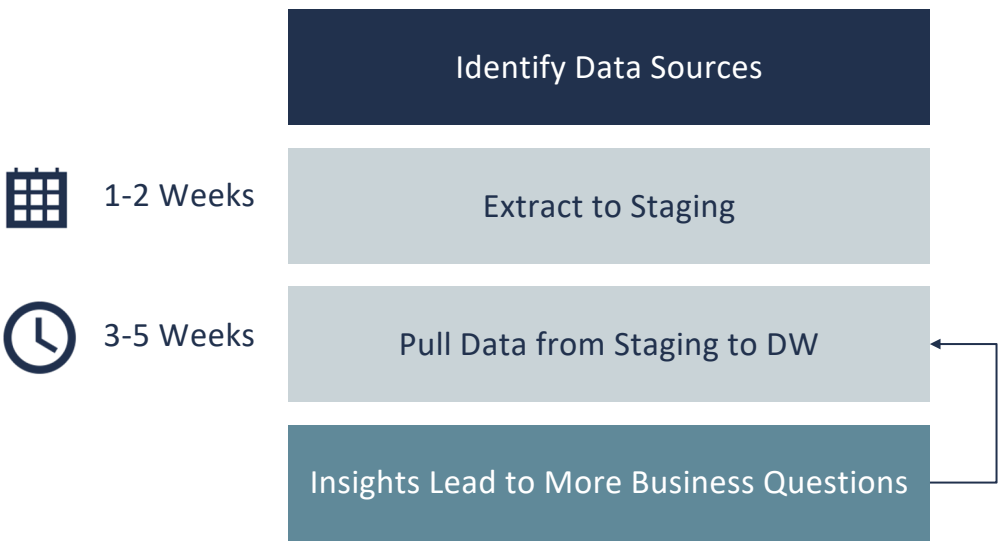


# No ETL or Modeling Means Faster Time to Insight

## Traditional BI / EDW: 6-18 Months



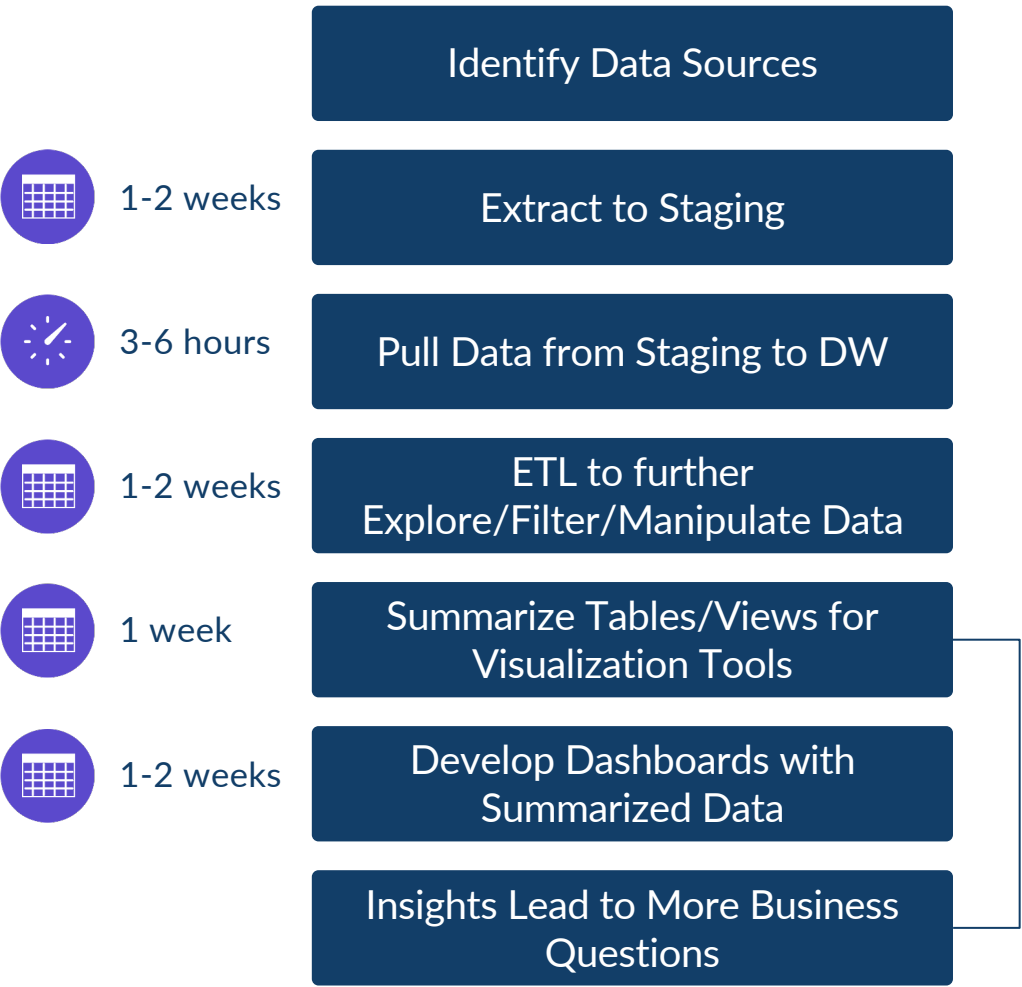
## Incorta: 4-7 Weeks



# Simplified Architecture & Speed to Value

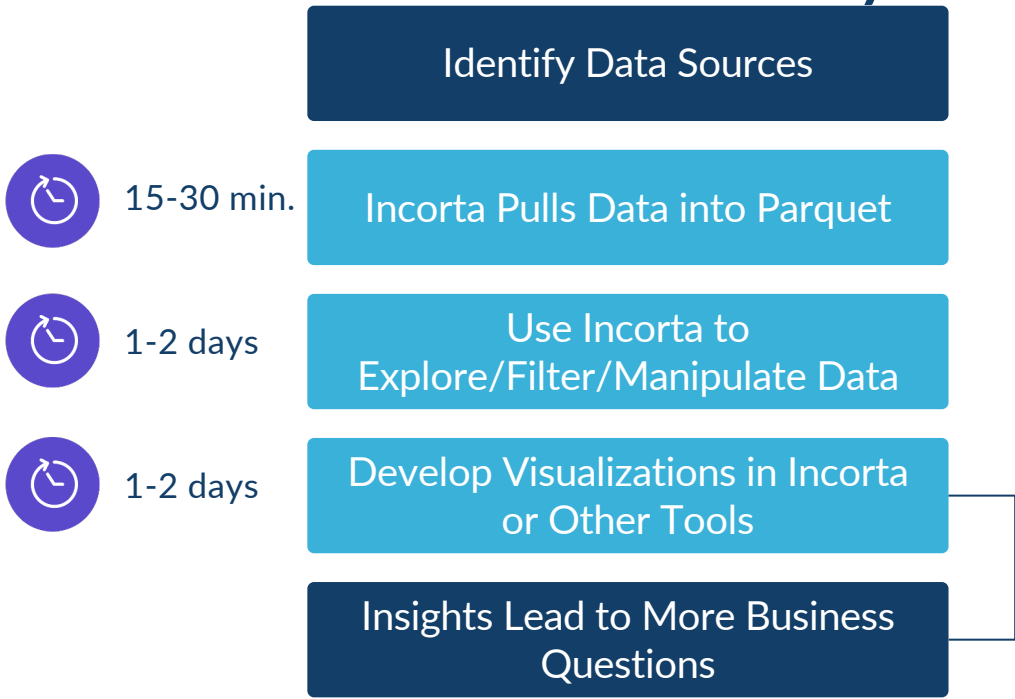
## Old Way

Total Time: 4-10 Weeks



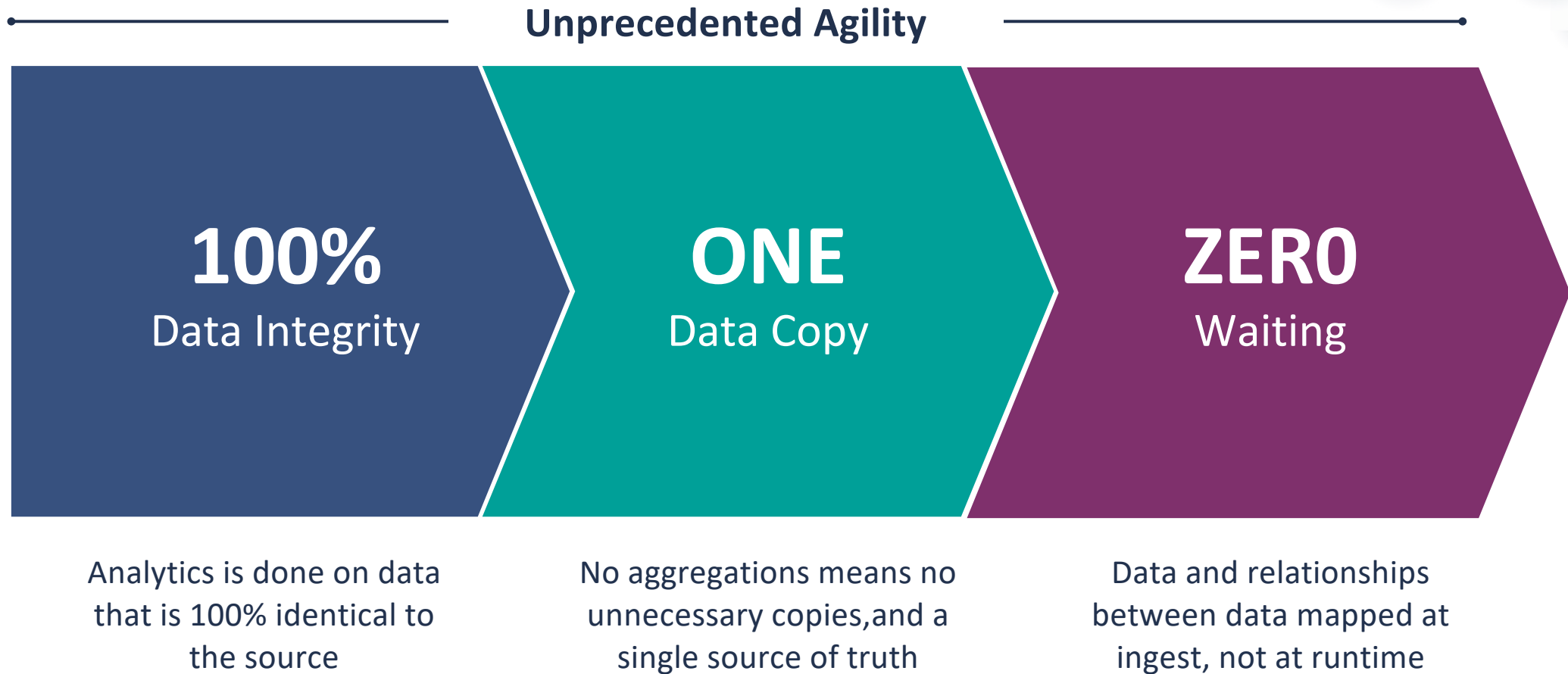
## Incorta

Total Time: 3-5 days



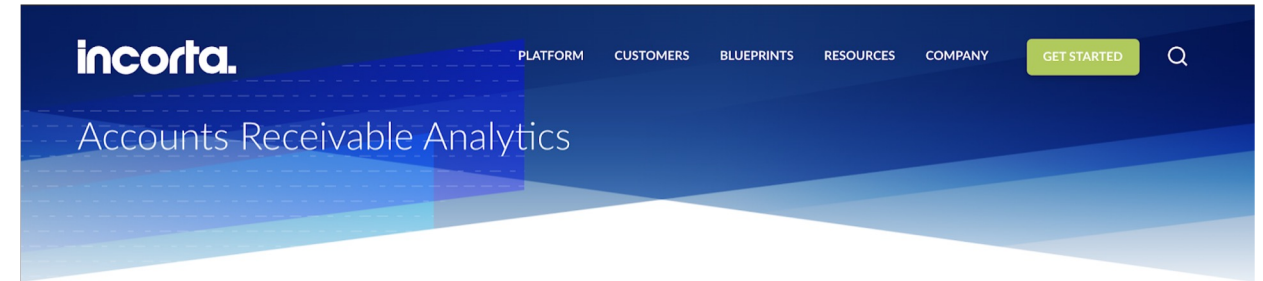
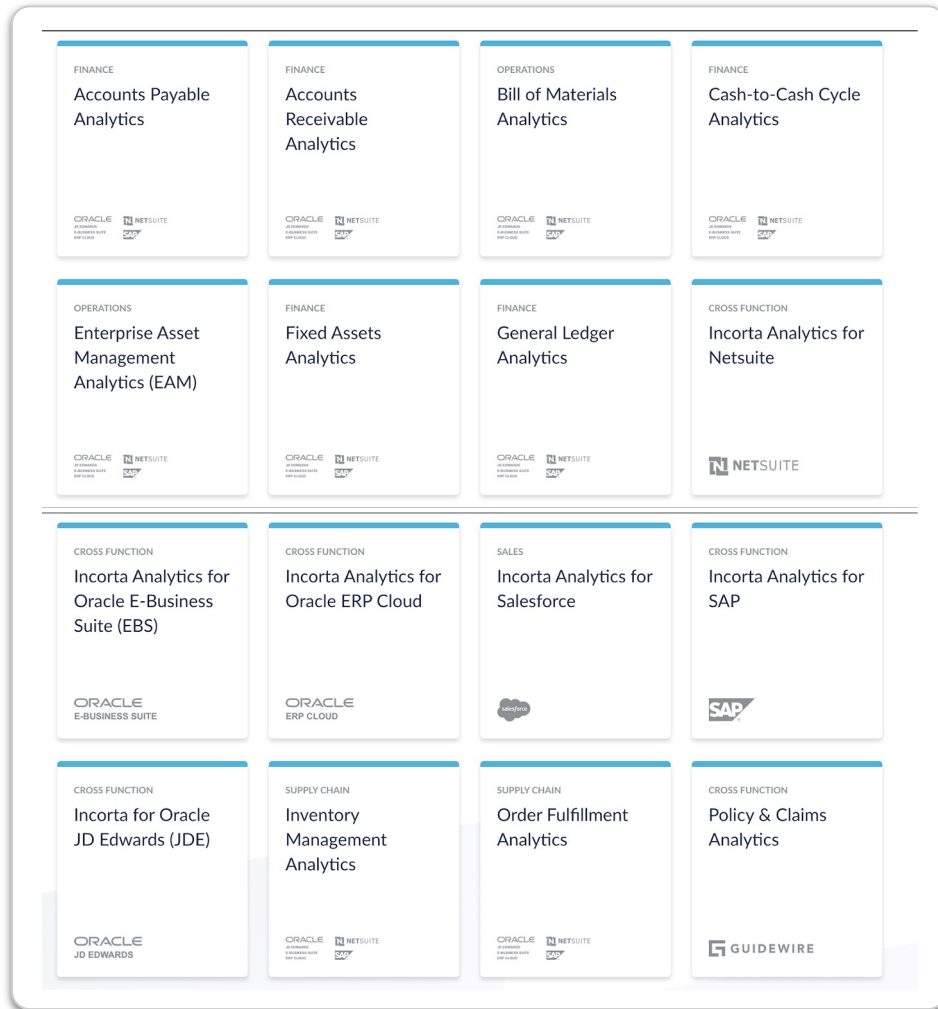
# Incorta's Unique Approach Has Multiple Benefits

## Not Achievable with "Modern" Data Architectures



# Incorta Data Apps

## Service accelerators to get up and running quickly on complex data sources



### ACCOUNTS RECEIVABLE - ADVANCED ANALYTICS FOR YOUR ERP DATA VIA INCORTA

Successfully managing Accounts Receivables (AR) can positively, materially impact your company's cash flow and, ultimately, the bottom line. With Incorta's AR Blueprint, you get the information you need to improve your finance team's performance via more accurate, efficient AR management.

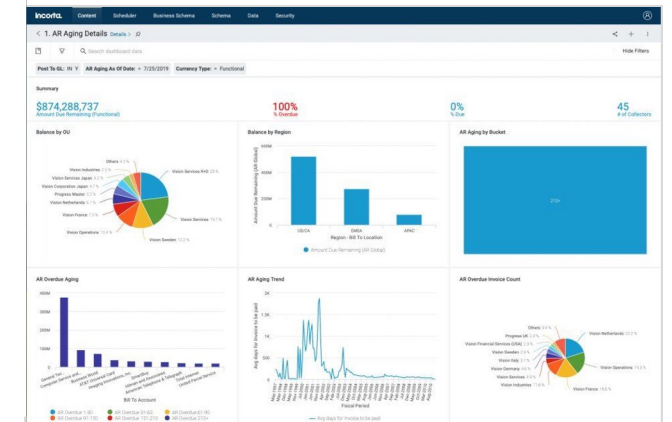
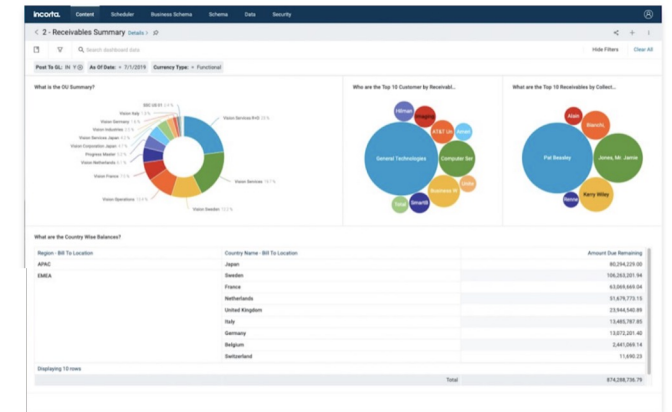
### SAMPLE REPORTS & METRICS

#### Collection

- Outstanding Balance
- % Overdue
- % Due
- Payments Overdue by Due Month
- Payments Due Aging
- Payments Overdue Aging
- Top 10 Customers by Overdue Balance
- Top 10 Collectors by Overdue Balance
- Invoices by Aging bucket

#### Cash Receipts

- Total Cash Receipt Amount
- % Applied
- % Reversed
- Cash Receipts by Customer Class
- Cash Receipts by Bank Account
- Receipt Details



# Incredible Brands, Incredible Results

Demo...



# Incorta's Unique Approach Has Multiple Benefits

Not Achievable with Traditional Data Pipelines



## Unrivalled Data Access

Simplify data acquisition from source systems and make 100% of data available to business users



## Trusted Accuracy

Maintain complete control over data governance, lineage and access while giving users freedom to explore data



## Faster Time-to-Insights

Deliver the latest data in minutes with rapid, incremental refreshes and eliminating ETL/ELT processes

# Incorta Links

- For more information about Incorta
  - [www.incorta.com](http://www.incorta.com)
- Test Drive Incorta for free
  - [https://cloud.incorta.com/signup?web\\_location=homepage](https://cloud.incorta.com/signup?web_location=homepage)
- Incorta Community
  - <https://community.incorta.com/>
- Free Education
  - <https://learn.incorta.com/>

# How Senturus can help

Determine a phased  
implementation  
strategy

Migrate data  
sources

Integrate Incorta into  
your analytics  
environment

Connect Incorta to  
Power BI, Tableau  
and/or Cognos

Create dashboards  
and reports

# Additional resources

## Unbiased product reviews



## Technical tips



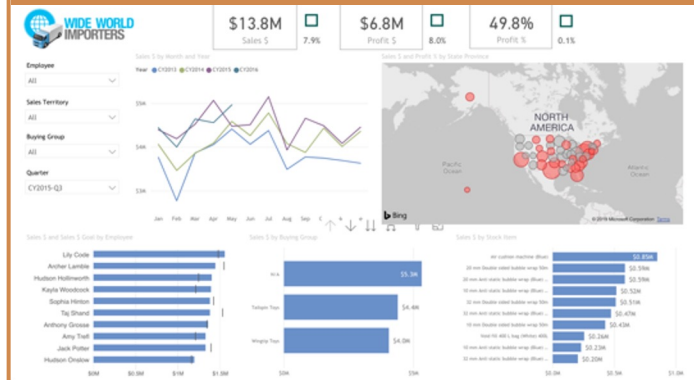
## Insider viewpoints



## More on this subject



## Product demos



## Upcoming events



# Upcoming events

## **Introduction to the Azure Data Platform**

Thursday, Aug 18, 2022, 11am PT/2pm ET

<https://senturus.com/events/introduction-to-the-azure-data-platform/>

## **Introduction to Data Visualization Using Python**

Thursday, Sep 1, 2022, 11am PT/2pm ET

<https://senturus.com/events/introduction-to-data-visualization-using-python/>

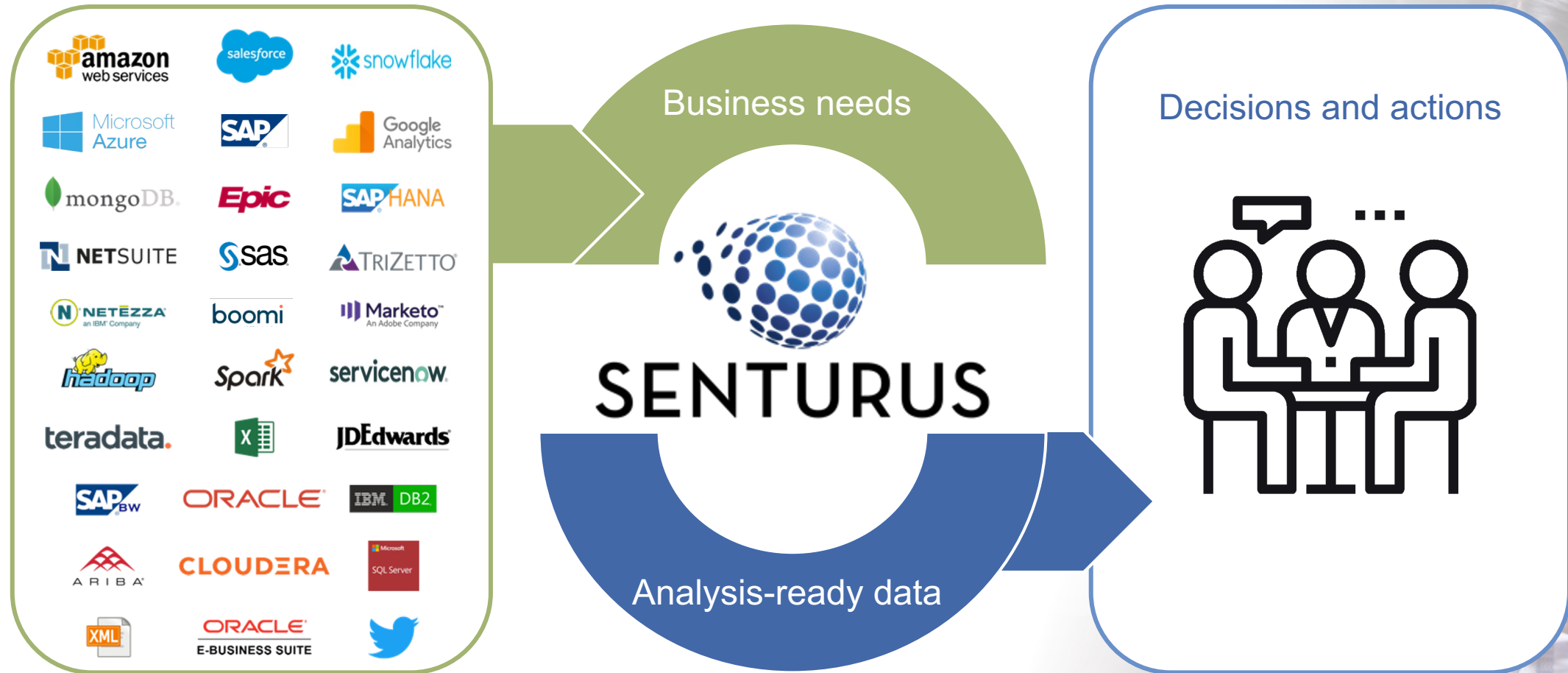
## **What's New in Cognos 11.2.3**

Thursday, Sep 22, 2022, 11am PT/2pm ET

<https://senturus.com/events/whats-new-in-cognos-11-2-3/>



# Modern BI: accelerated & accessible





# A long, strong history of success

21+ years

1350+ clients

3000+ projects





# Join the Senturus team

We're hiring talented and experienced professionals

- Analytics/Business Intelligence Trainer
- Senior Microsoft BI Consultant
- Managing Consultant

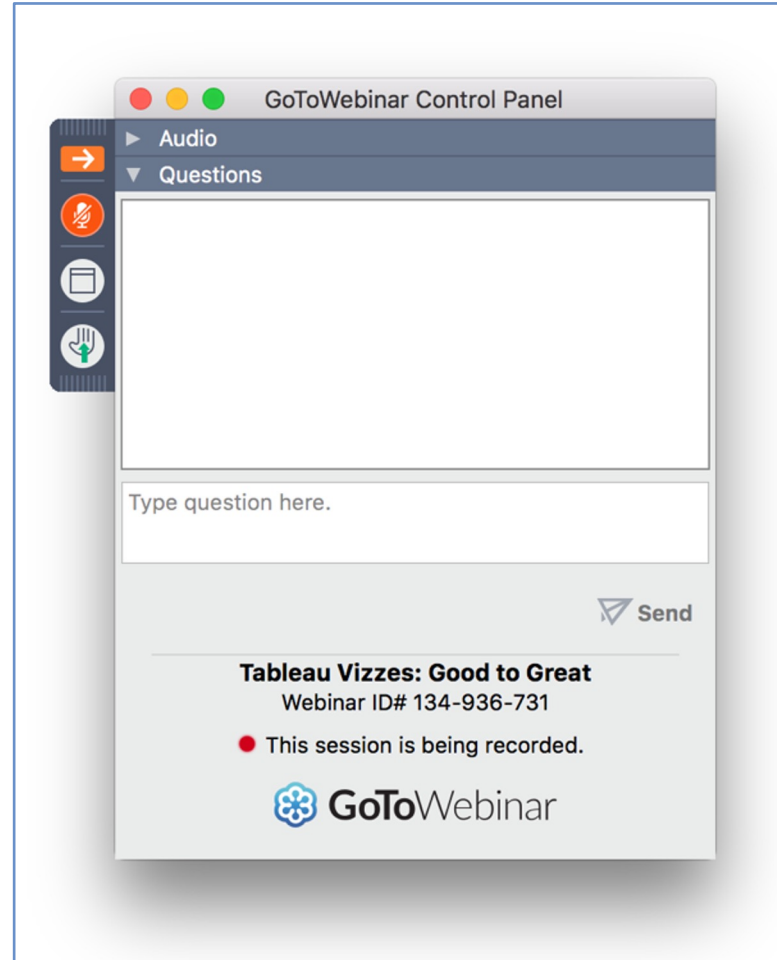
See job descriptions: <https://Senturus.com/why-Senturus/careers/>  
Send your resume to: [jobs@Senturus.com](mailto:jobs@Senturus.com)

# Q & A

If your question or issue is broader than what we are able to answer today, contact us at:

[info@senturus.com](mailto:info@senturus.com)

and we will set up a free consultation.



# Thank You



## SENTURUS

---

[www.senturus.com](http://www.senturus.com)

888-601-6010

[info@senturus.com](mailto:info@senturus.com)

© 2022 by Senturus, Inc. This presentation may not be reused or distributed without the written consent of Senturus, Inc.



# Incorta Unified Data & Analytics Platform

