



**SENTURUS**

# **NEW CAPABILITIES WITH COGNOS DATA MODULES**

**Demos of Features that Boost Self-Service  
Analytics**

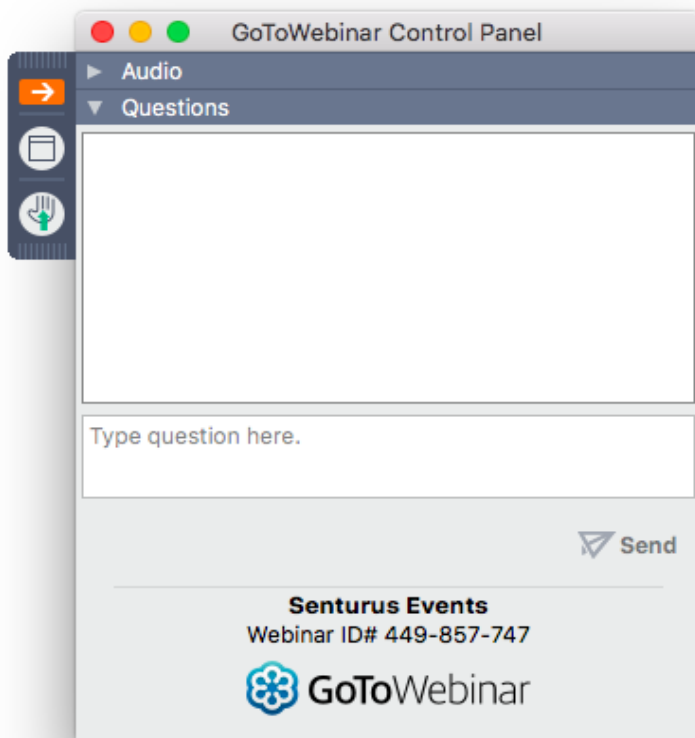


# GoToWebinar Control Panel

Click arrow to restore full control panel



Submit questions here



# Presentation Slide Deck

[www.senturus.com/resources/](http://www.senturus.com/resources/)

## RESOURCE LIBRARY

Welcome to our extensive, free library of past webinars, demos, whitepapers, presentations and helpful hints. Use the topic boxes to the right to filter through and easily locate content. We are constantly adding new materials, so please check back often to see our latest content. Enjoy!

SEARCH RESOURCES

GO

SORT BY




Popularity

Date

Title

Type



RESOURCE TITLE	TYPE	GO
<b>SHEDDING LIGHT ON CLOUD BI OPTIONS</b> Amazon. IBM Cognos Cloud. Microsoft Power BI Service. Tableau Online. Azure.	 BUSINESS STRATEGY	→
<b>IBM COGNOS REPORTING TOOLS: FEATURE SET COMPARISON</b> Visual Reference Guide	 FEATURES	→
<b>A COMPARISON OF POWER BI, TABLEAU &amp; COGNOS</b> Differentiators Demo'd	 FEATURES	→

# Agenda

---

- Introductions
- Data modules
  - Overview
  - New features
  - Demo
- Senturus overview
- Additional resources
- Q&A

# Introducing...Today's Presenters

---



**September Clementin**  
Cognos Consultant & Trainer  
Senturus, Inc.



**Michael Weinbauer**  
Practice Area Director/  
Solutions Architect  
Senturus, Inc.

# Poll #1

---

What version of Cognos are you using?

- 8.x
- 10.x
- 11.0.x
- 11.1.x

## Poll #2

---

Are you or someone in your organization attending the IBM Data and AI Forum in Miami, Florida October 21-24?

- Yes
- No
- I don't know



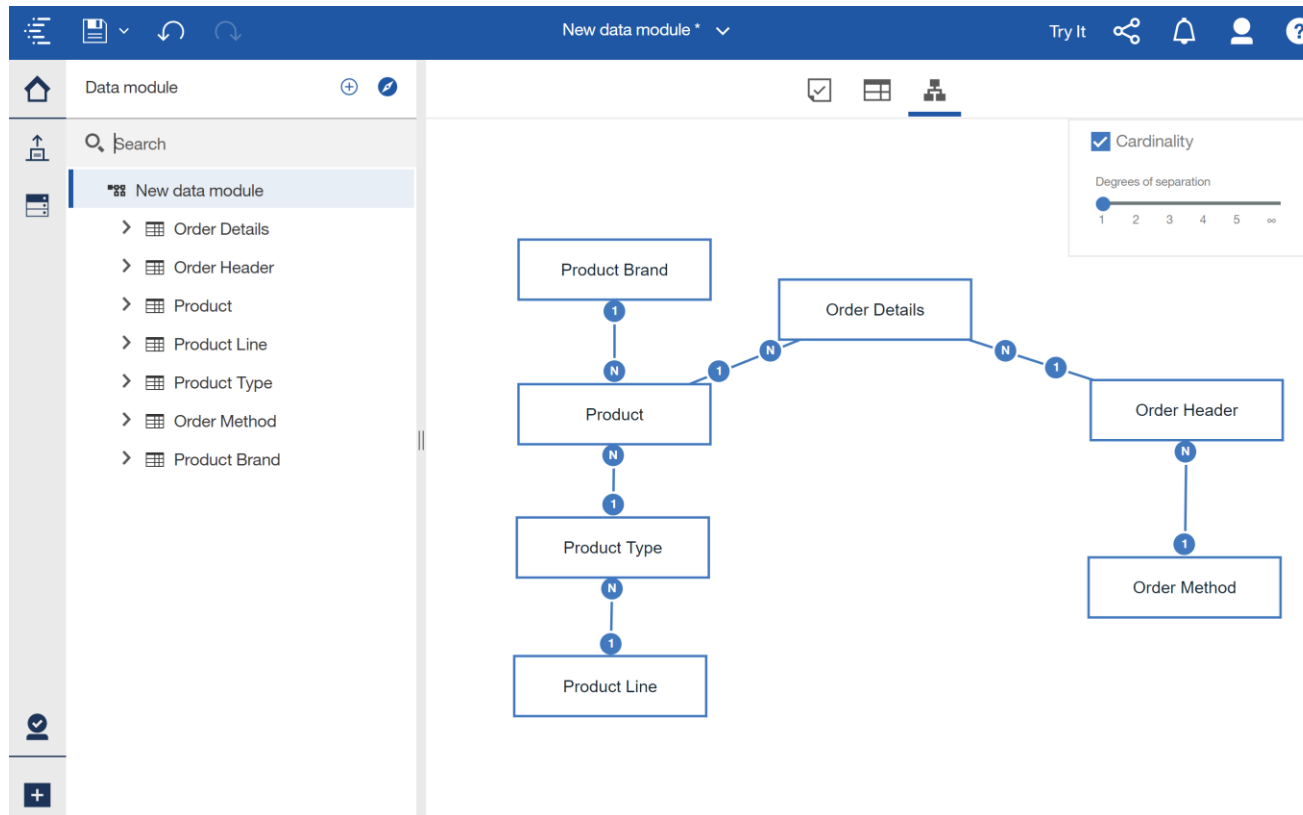
**SENTURUS**

## **IBM COGNOS ANALYTICS DATA MODULES**



# Overview

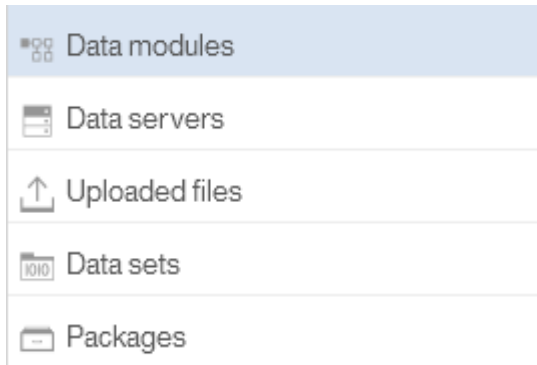
Data modules encourage and empower users to perform self-service analytics combining multiple data sources.



# Overview

---

Data Modules can be based on:



- Existing data modules built in Cognos Analytics
- Pre-configured database connections such as SQL Server, DB2, Redshift, SAP HANA
- Desktop-based files such as Excel workbooks, CSV
- Extracts or Snapshots from existing packages
- Live connections to existing (relational) packages

# Overview

Simple join relationships can be defined and managed by business (end) users.

Create a join relationship

Connect **Order Method** to **Sample...es XIs** by selecting matching columns from each side

**Order Method**

Order Method En

**Sample...es XIs**

Order method type



Join type, cardinality and join filters can be easily managed using non-technical terminology and cues.

Join type



 Include matching rows only

Cardinality



Each **Order Method** has one or more **Sample...es XIs** (1 to many)

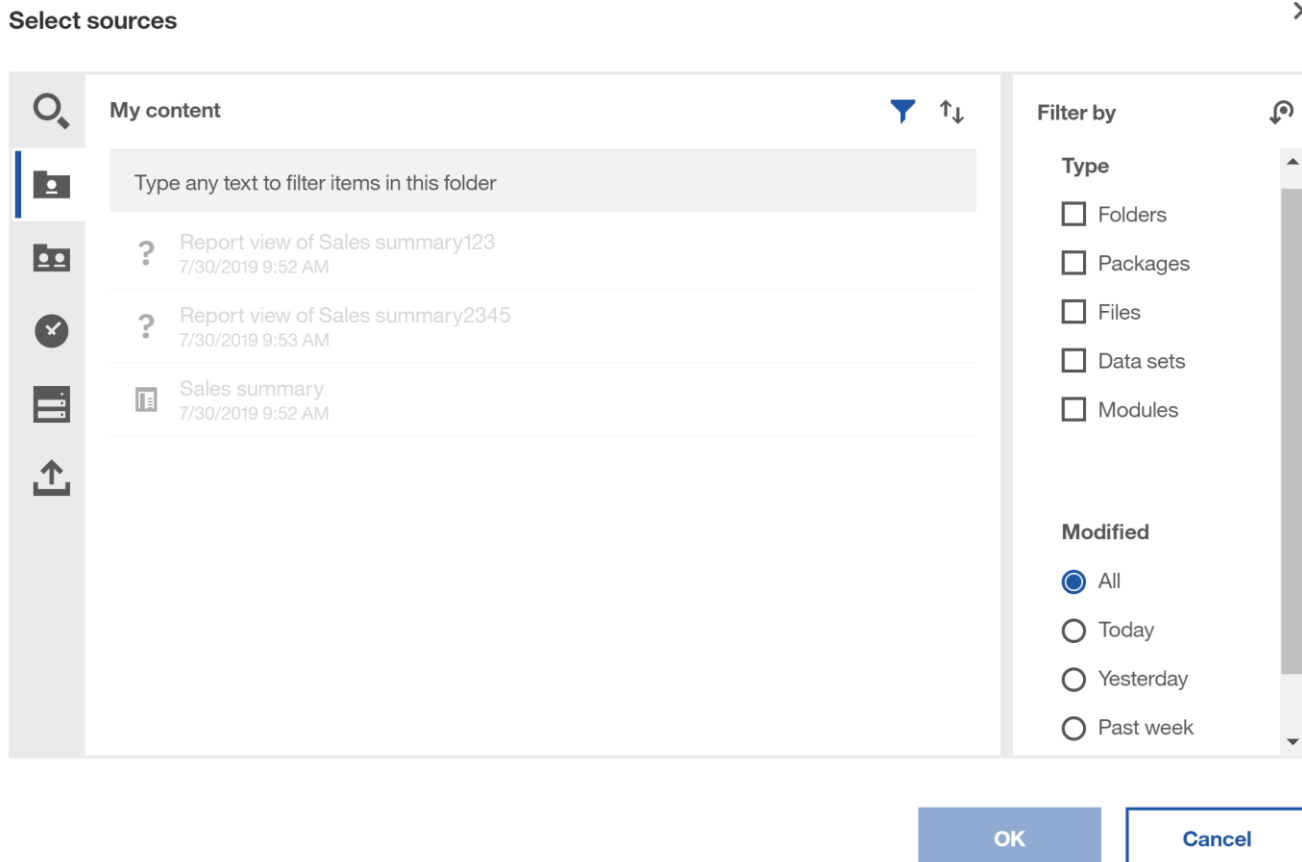
Filter join



Filter **Sample...es XIs** by each unique value in **Order Method**

# Interface

Enhanced data module interface enables filtering by data source type and time frame.



# Intent-Driven Modeling

Intent-driven modeling proposes tables to add to the module

## Add tables

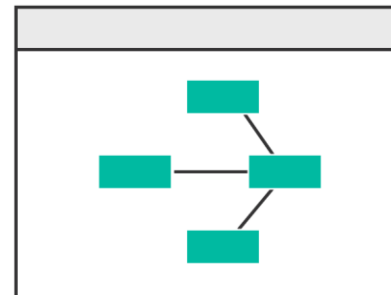


Specify how to add tables to your data module.

A dialog box titled "Select tables" showing a list of tables to be added to a data module. The list has a header row with a dropdown arrow and a text input field. Below it are three rows, each with a right-pointing chevron, a teal rectangular placeholder, and a checkbox. The first row's checkbox is checked, while the others are unchecked.

## Select tables

Select the tables that you want to include in your data module, and create the data module manually.



## Discover related tables

Engage the system to recommend related tables for your data module and create the data module for you.

# Custom Tables

Table operations can be used to include or exclude records or to add additional detail to existing records.

Choose one of the following options to create your table

## Create a copy of a table

To create a copy of a table, select one table.

## Create a view of tables

Creates a table that references columns from one or more tables.

## Create a joined view

Select the columns to match.

## Create a union of tables

The new table contains all rows from both tables. If there are duplicates, only one is included in the new table.

## Create an intersect of tables

The new table contains only the rows that occur in both tables.

## Create an except of tables

The new table contains only the rows from the first table. Rows that exist in both tables are excluded.

# Content Organization

- Folders can be created to organize tables and columns
- Folders can be created at the root of the data module, within a table, and within another folder
- Folders, tables and data items can be hidden from view

The screenshot illustrates the 'Content Organization' capabilities in the Senturus application. It shows two side-by-side views of a 'New data module'.

**Left View:** A context menu is open over the 'New data module' header. The menu options are: 'Create new table...', 'Create filter...', 'Create table using SQL...', 'Create calculation...', 'Create new folder' (highlighted with a red box), 'Validate', and 'Properties'. A red arrow points from the 'Create new folder' option to the right view.

**Right View:** The 'New data module' header is expanded, showing a hierarchical structure of folders and tables. The folders are: 'All Regions', 'Hidden Tables', 'Americas', 'Asia Pacific', and 'Europe'. The 'Hidden Tables' folder is expanded, showing a list of tables: 'Quantity', 'Revenue', 'Gross Profit', and 'Planned Revenue'.

# Calculations

## Calculations

- Simple calculations can be created by selecting the objects and choosing
- More complex calculations can be created using the Calculation Editor

### Create calculation



Column name

Revenue - Forecast Revenue

### Create a calculation

Revenue

-



Forecast Revenue



### Components

### Expression



Search

$f(x)$

- > Operators
- > Summaries
- > Constants
- > Constructs
- > Business Date/Time Function
- > Period Predicates
- > Vendor Specific Functions
- > Common Functions

1

Information



# Data Security

- In addition to filtering data, row level security can be added to a data module only if it is sourced from database tables
- Security can be assigned at the user, group or role level

Set data security - Order Details

Security filter name: New employee group

**Users, groups and roles**

- modeler (modeler)
- author (author)

**Filters**

Select a column

- via expression editor
- Order Detail Code
- Order Number
- Ship Date
- Product Number

+ Create a filter

OK Cancel

# Quick Tips

---

- Data granularity differences between data module sources may need to be addressed
  - Create table views, alter data module aggregation settings or create calculations
  - Create joins, sets or calculations directly in the report
- Data format must be consistent between fields used for joins and between all columns when creating a union between tables
- More complex modeling requirements (i.e. complex security requirements, parameter maps, versioning) are well suited for Framework Manager

# Learn More About Data Modules

IBM Cognos 11.1 - Cognos Analytics

## SELF-SERVICE DATA MODELING WITH DATA MODULES

### COURSE DESCRIPTION

IBM Cognos Self-Service Data Modeling with Data Modules is a one-day, instructor-led, online course. Students will upload personal data, join across data sources and test their results in dashboards and reports. This course is a deep-dive into the expanded features of data modules introduced in release 11.1.

### EVENT INFORMATION

#### PRICE

\$699

#### DATE OFFERED

Sep 17 (1 Day Course)

8:30 am - 4:30 pm PT

REGISTER

Nov 13 (1 Day Course)

8:30 am - 4:30 pm PT

REGISTER

TRAINING CHECKOUT 

<https://senturus.com/training/course-schedule/cognos-self-service-data-modeling-with-data-modules/>

# Need Help with Cognos? We Can Help!

---

- Quick Start Upgrade
  - Installation and configuration of development environment plus full documentation
- Full Upgrade Implementation
  - Full-service implementation across all appropriate environments
- BI Experts on Demand
  - Access to an entire team of BI experts to fill in as needed

Contact us at: [info@senturus.com](mailto:info@senturus.com) or 888 601 6010 ext. 85

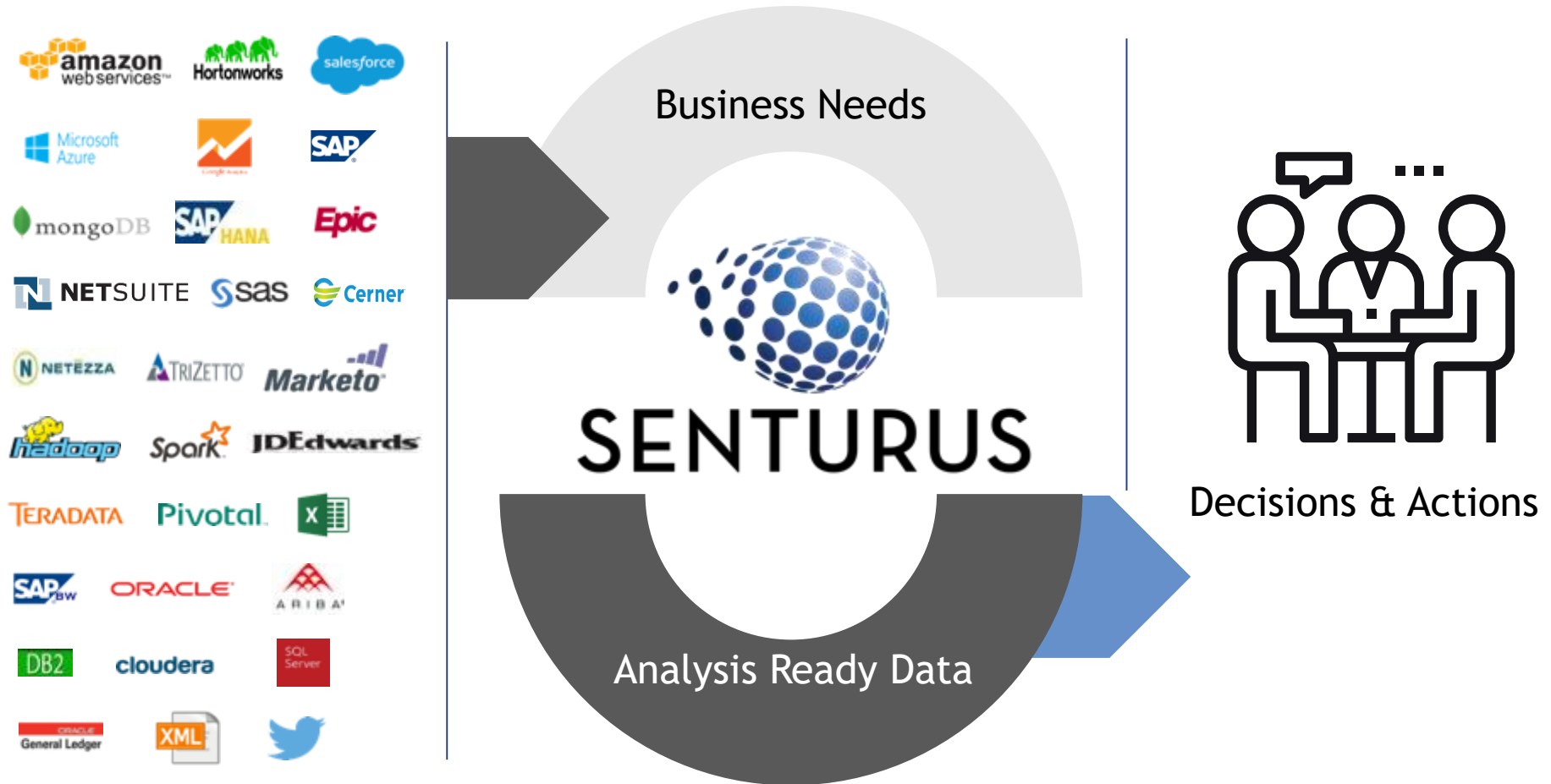


**SENTURUS**

**WHO WE ARE**

Full Spectrum of Services for BI

# Bridging the Gap between Data & Decision Making



# Full Spectrum of Services for BI

---

- Dashboards, reporting and visualizations
- Data preparation and modern data warehousing
- Hybrid BI environments (migrations, security, etc.)
- BI support retainer (expertise on demand)
- Software to enable bimodal BI and platform migrations
- Training and mentoring



Power BI



# 1300+ Clients, 2500+ Projects, 19+ Years



KORBEL<sup>®</sup>  
CALIFORNIA CHAMPAGNE



KELLY-MOORE<sup>®</sup>  
PAINTS

NETGEAR<sup>®</sup>



SEPHORA



intuit<sup>®</sup>



patagonia<sup>®</sup>



Genentech  
A Member of the Roche Group



TRINCHERO  
*Family Estates*







**SENTURUS**

## **ADDITIONAL RESOURCES**

# Upcoming Events

[www.senturus.com/events](http://www.senturus.com/events)



## COMPARISON OF POWER BI, TABLEAU & COGNOS

A DEMO AND COMPARISON OF DATA LOADING, DATA PREP AND BUILDING OF DASHBOARD VISUALIZATIONS

Thursday, September 26, 2019 - 11am PT (2pm ET) - 60 minutes



## ENTERPRISE SECURITY: TABLEAU VS. POWER BI

DEMO AND COMPARE APPROACHES TO THE KEY SECURITY CONCERNS

Thursday, October 24 - 11am PT (2pm ET) - 60 minutes

# Free Resources

[www.senturus.com/senturus-resources/](http://www.senturus.com/senturus-resources/)



**UPCOMING EVENTS**



**RESOURCE LIBRARY**



**BLOG**

# Training for Cognos, Power BI and Tableau

<https://senturus.com/training/>



**CORPORATE TRAINING**



**SELF-PACED LEARNING**



**MENTORING**



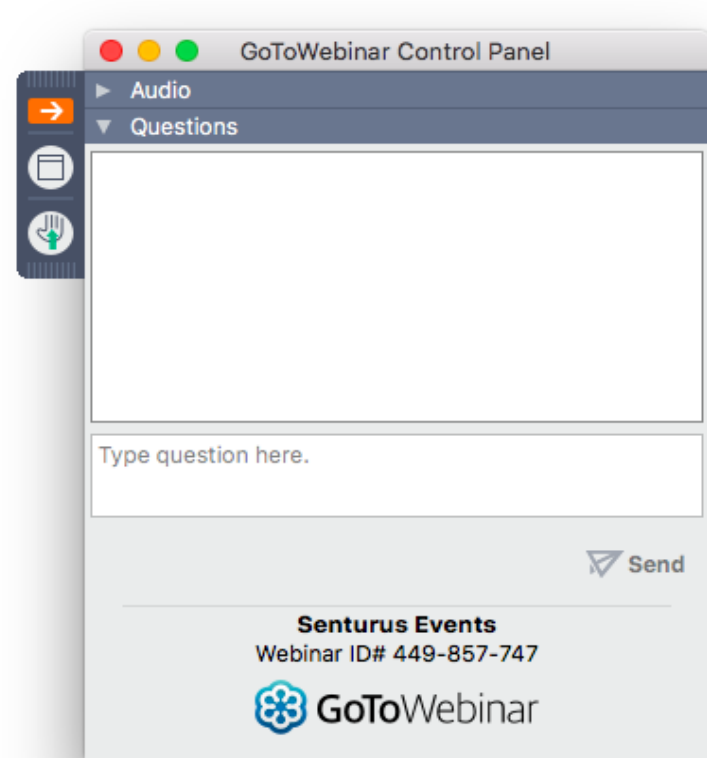
**INSTRUCTOR-LED, ONLINE COURSES**

# Q&A

If your question or issue is broader than what can be answered today, contact us at

[info@senturus.com](mailto:info@senturus.com)

and we will set up a free consultation.



# Thank You!

---

www.senturus.com  
[info@senturus.com](mailto:info@senturus.com)  
888 601 6010



Copyright 2019 by Senturus, Inc.  
This entire presentation is copyrighted and may not be  
reused or distributed without the written consent of  
Senturus, Inc.