



**SENTURUS**

# **Cognos 11.2.0 New Features Demo**

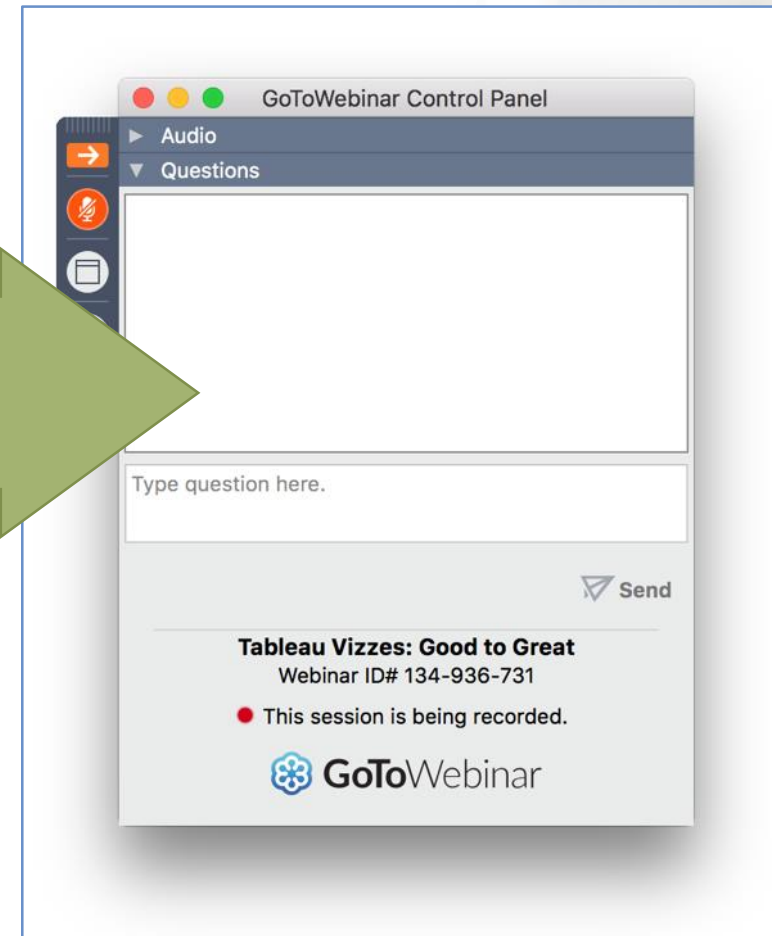


# GoToWebinar control panel

Click arrow to restore full control panel



Submit questions in this section



# To obtain this presentation

Visit the Resource Library  
on the Senturus website  
to download this presentation  
and explore other assets:

[senturus.com/resources](https://senturus.com/resources)

## RESOURCE LIBRARY

Welcome to our extensive, free library of past webinars, demos, whitepapers, presentations and helpful hints. Use the topic boxes to the right to filter through and easily locate content. We are constantly adding new materials, so please check back often to see our latest content. Enjoy!

SEARCH RESOURCES

GO

SORT BY

Popularity

Date

Title

Type



RESOURCE TITLE

TYPE

GO

SHEDDING LIGHT ON CLOUD BI OPTIONS  
Amazon. IBM Cognos Cloud. Microsoft Power BI Service. Tableau Online.  
Azure.



BUSINESS  
STRATEGY



IBM COGNOS REPORTING TOOLS: FEATURE SET COMPARISON  
Visual Reference Guide



FEATURES



A COMPARISON OF POWER BI, TABLEAU & COGNOS  
Differentiators Demo'd



FEATURES



# Agenda

Introductions

What's new in Cognos 11.2.0

Senturus overview

Additional resources

Q&A





# Introductions



**Rachel Su**

Cognos Analytics Offering Management Leader  
IBM



**Michael Weinbauer**

Director  
Senturus, Inc.

# Poll

What version of Cognos are you using?

- Before Cognos 10
- Cognos 10
- Cognos 11.0.x
- Cognos 11.1.x

# Poll

What are your biggest challenges with Cognos? (Select all that apply)

- Enabling/adoption of self service
- Performance/report sprawl/general clean up
- Data migrations to the cloud
- Running hybrid environments
- Licensing right-sizing/licensing matching current use

# What's New in IBM Cognos Analytics 11.2.0





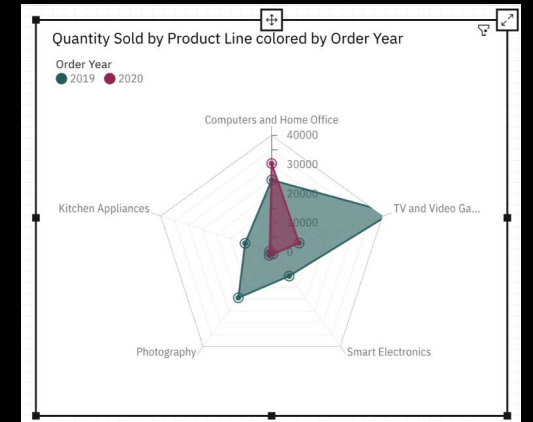
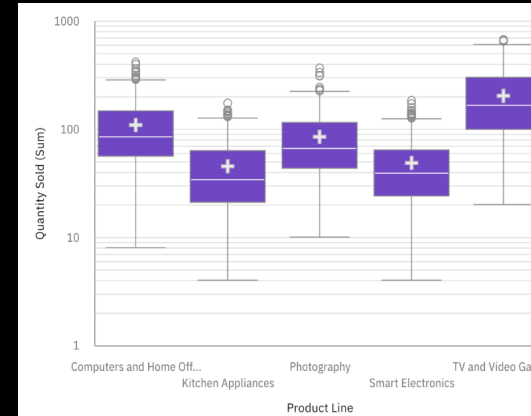
# Highlights

- UX Revamp
- AI Assistant and Forecasting support for OLAP cubes
- New dashboard visualizations: **Boxplot** and **Radar**
- More homepage customization options
- Improved Watson Studio integration
- Introducing Watson Moments
- S3 for TLS certificates
- Faster loading of dashboards



## Watson insights

Watson can detect semantic and data driven relationships based on the data that you are investigating. You can use this extra data to help gain perspective and insight into the data that you're exploring.



Search Cognos Analytics

## Hello. Welcome to Cognos Analytics.





Cognos Analytics empowers users with AI-driven self-service analytics. See how automated data preparation, data discovery and visualizations can drive more confident decisions.

[Watch video](#)[Take a product tour](#)

Home Page

IBM Cognos Analytics


Search Cognos Analytics



# Hello. Welcome to Cognos Analytics.


Cognos Analytics empowers users with AI-driven self-service analytics. See how automated data preparation, data discovery and visualizations can drive more confident decisions.

Watch video




An isometric illustration showing a central cluster of blue and purple cubes. Surrounding this cluster are various icons representing data analytics: a line chart with a person at a screen, a server rack, a person sitting at a desk with a laptop, and a small cube with a person on top. Dotted lines connect these elements to the central cluster.

^ Quick launch




### Upload data

Upload or drag and drop spreadsheets, csv files, and other data sources.




### Prepare data

Use data modules to clean and connect data from multiple resources.



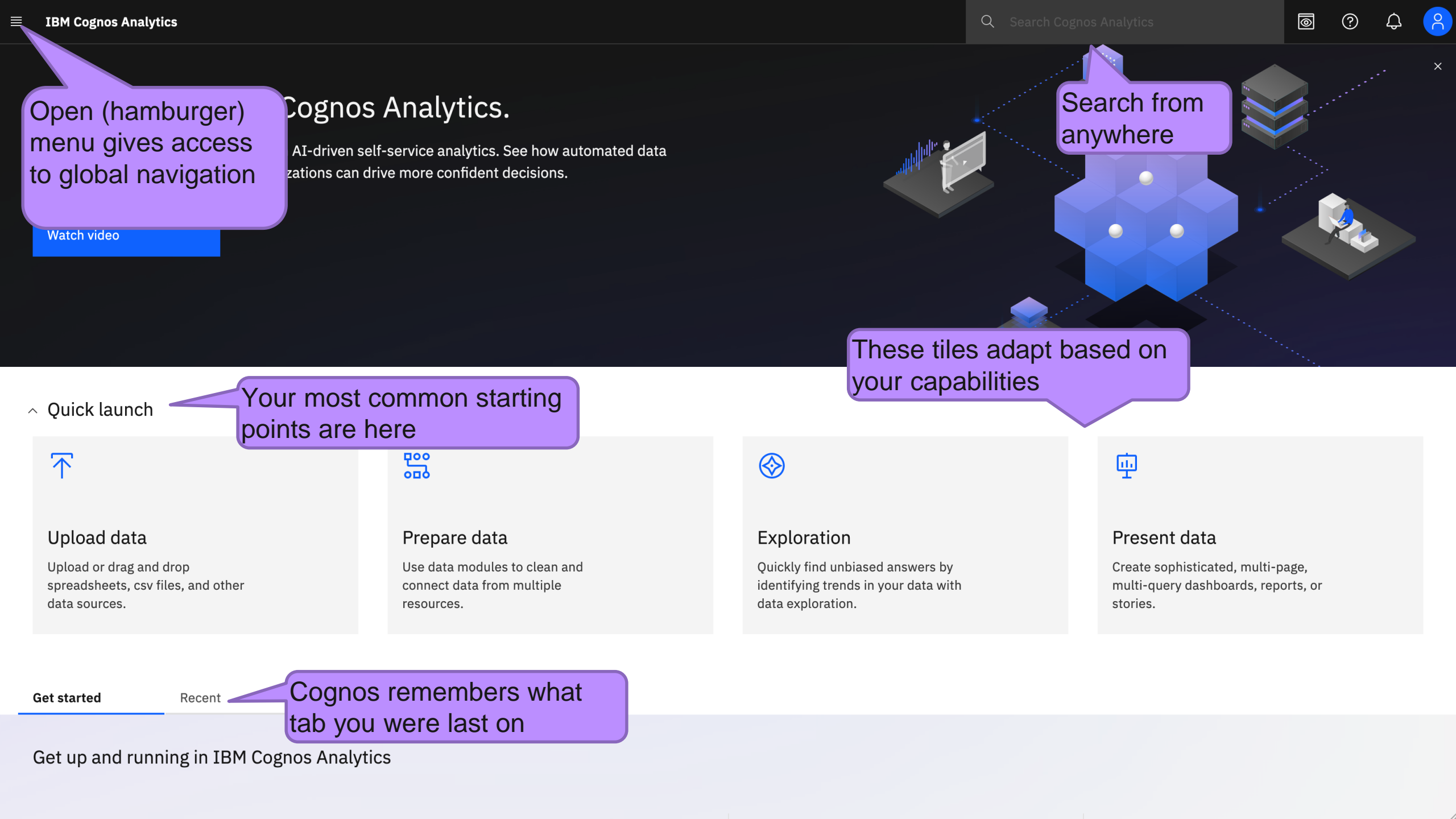
### Exploration

Quickly find unbiased answers by identifying trends in your data with data exploration.



### Present data

Create sophisticated, multi-page, multi-query dashboards, reports, or stories.



Open (hamburger) menu gives access to global navigation

# Cognos Analytics.

AI-driven self-service analytics. See how automated data organizations can drive more confident decisions.

Watch video

Search from anywhere

These tiles adapt based on your capabilities

Quick launch

Your most common starting points are here



## Upload data

Upload or drag and drop spreadsheets, csv files, and other data sources.



## Prepare data

Use data modules to clean and connect data from multiple resources.



## Exploration

Quickly find unbiased answers by identifying trends in your data with data exploration.



## Present data

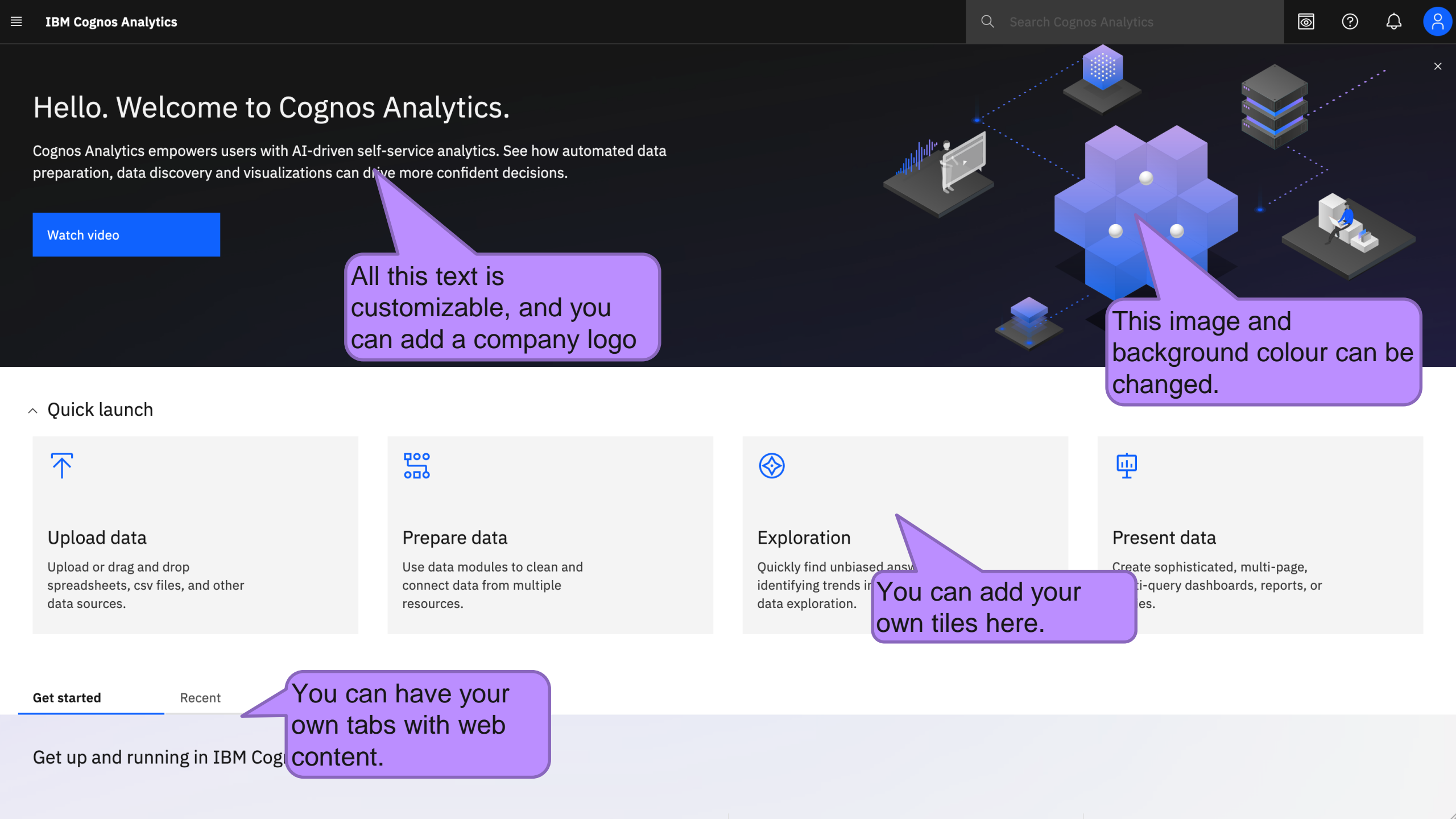
Create sophisticated, multi-page, multi-query dashboards, reports, or stories.

Get started

Recent

Cognos remembers what tab you were last on

Get up and running in IBM Cognos Analytics



# Hello. Welcome to Cognos Analytics.

Cognos Analytics empowers users with AI-driven self-service analytics. See how automated data preparation, data discovery and visualizations can drive more confident decisions.

Watch video

All this text is customizable, and you can add a company logo

This image and background colour can be changed.

## ^ Quick launch



### Upload data

Upload or drag and drop spreadsheets, csv files, and other data sources.



### Prepare data

Use data modules to clean and connect data from multiple resources.



### Exploration

Quickly find unbiased answers, identifying trends in your data exploration.



### Present data

Create sophisticated, multi-page, multi-query dashboards, reports, or stories.

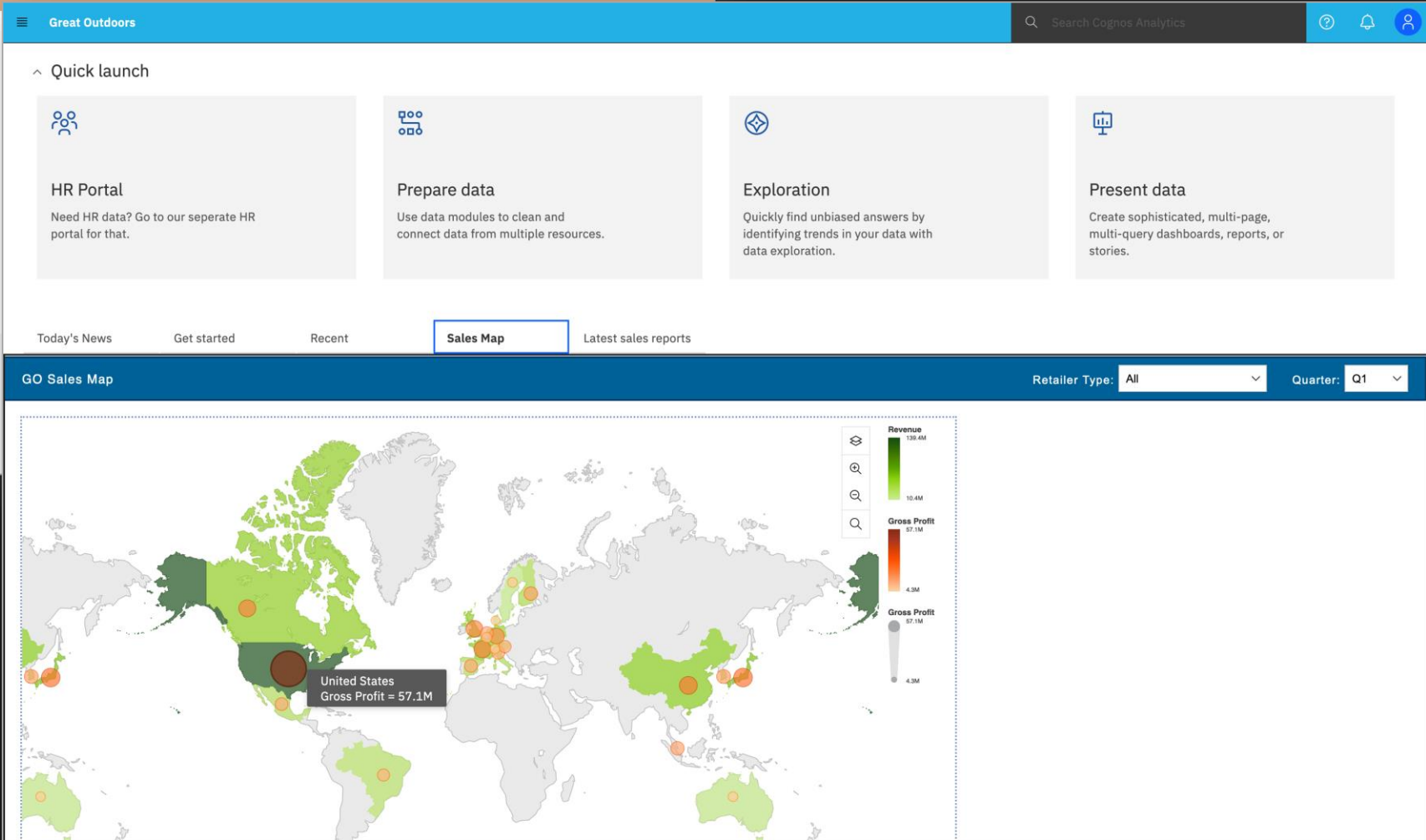
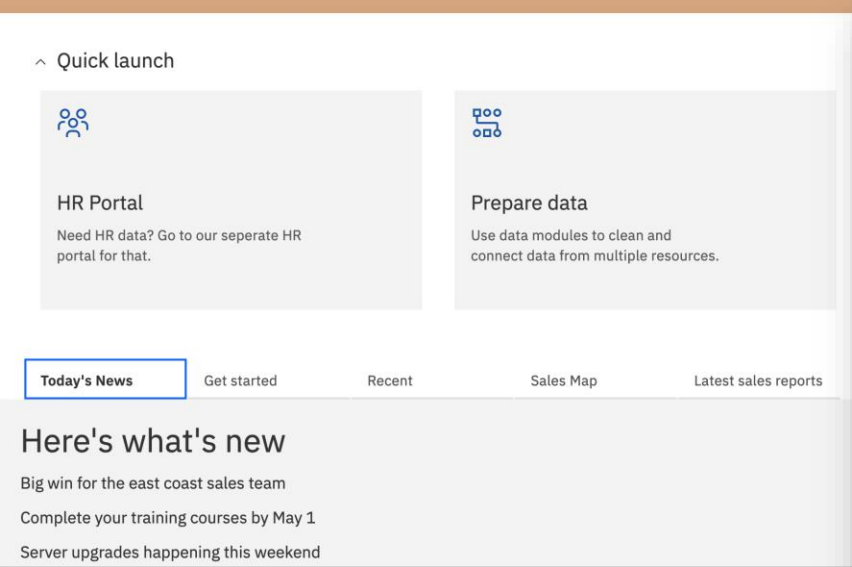
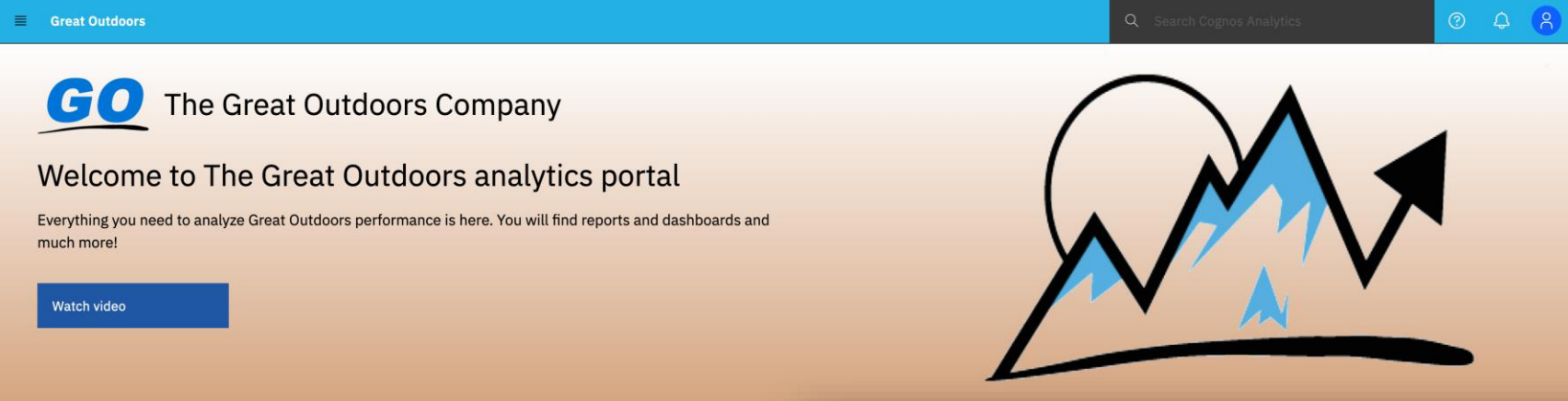
You can add your own tiles here.

## Get started

Recent

Get up and running in IBM Cognos Analytics

You can have your own tabs with web content.

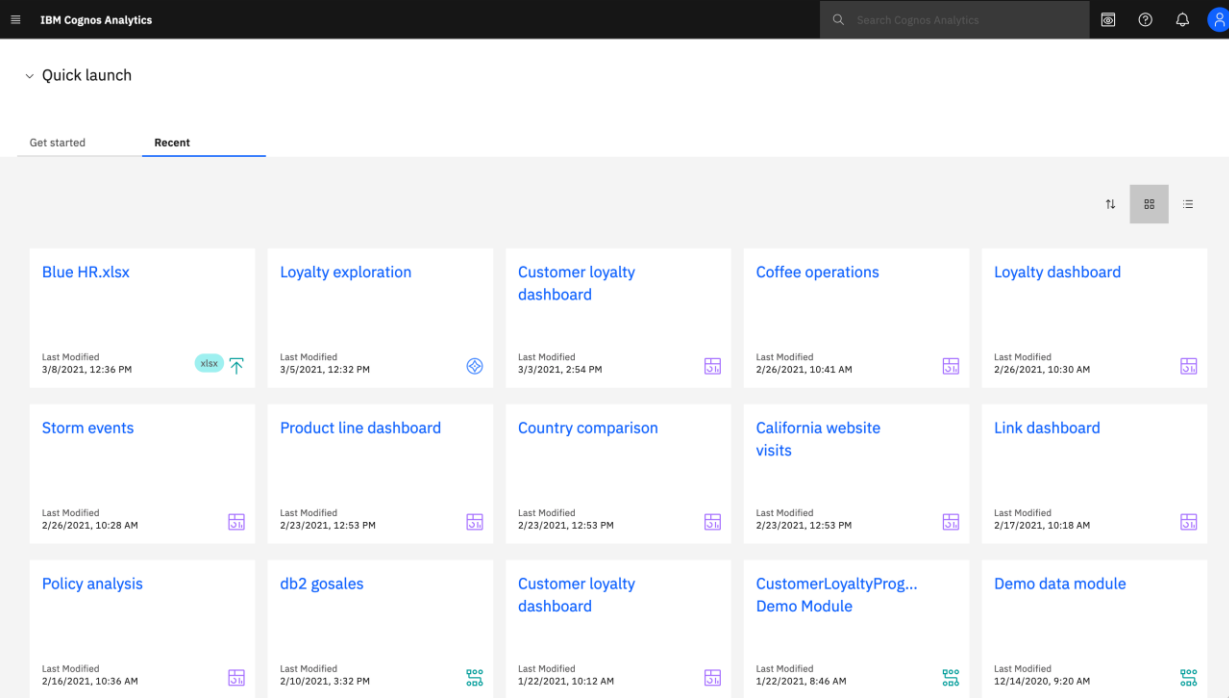
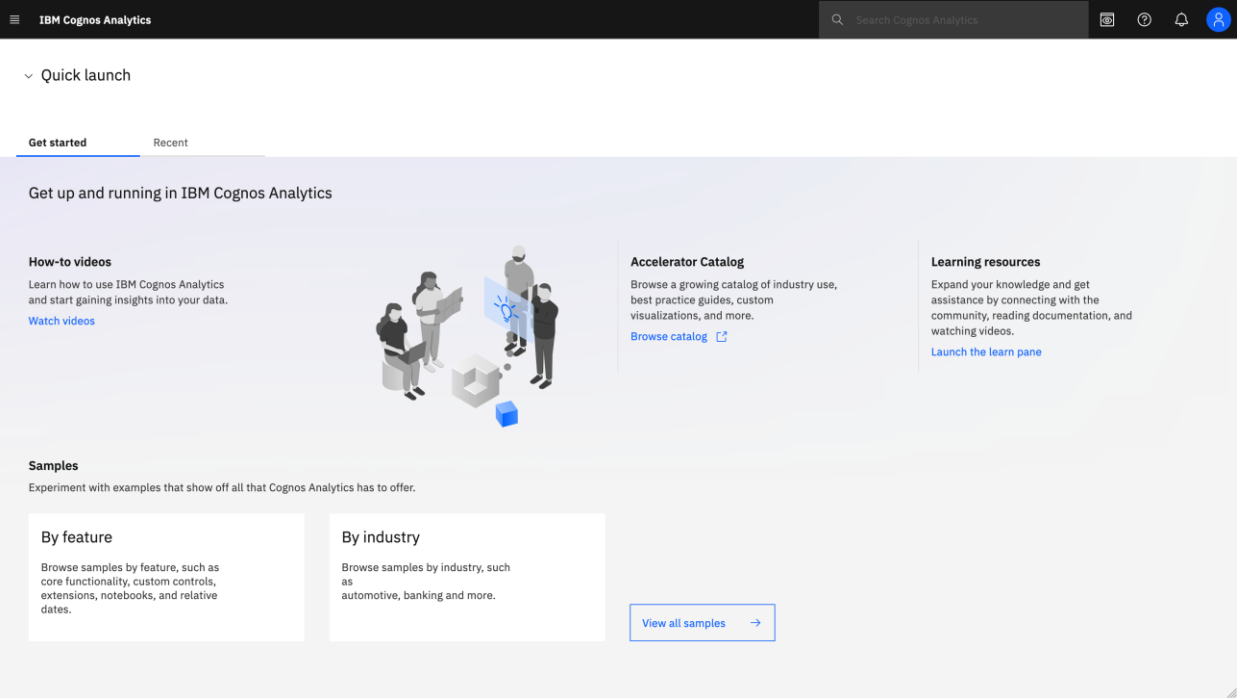
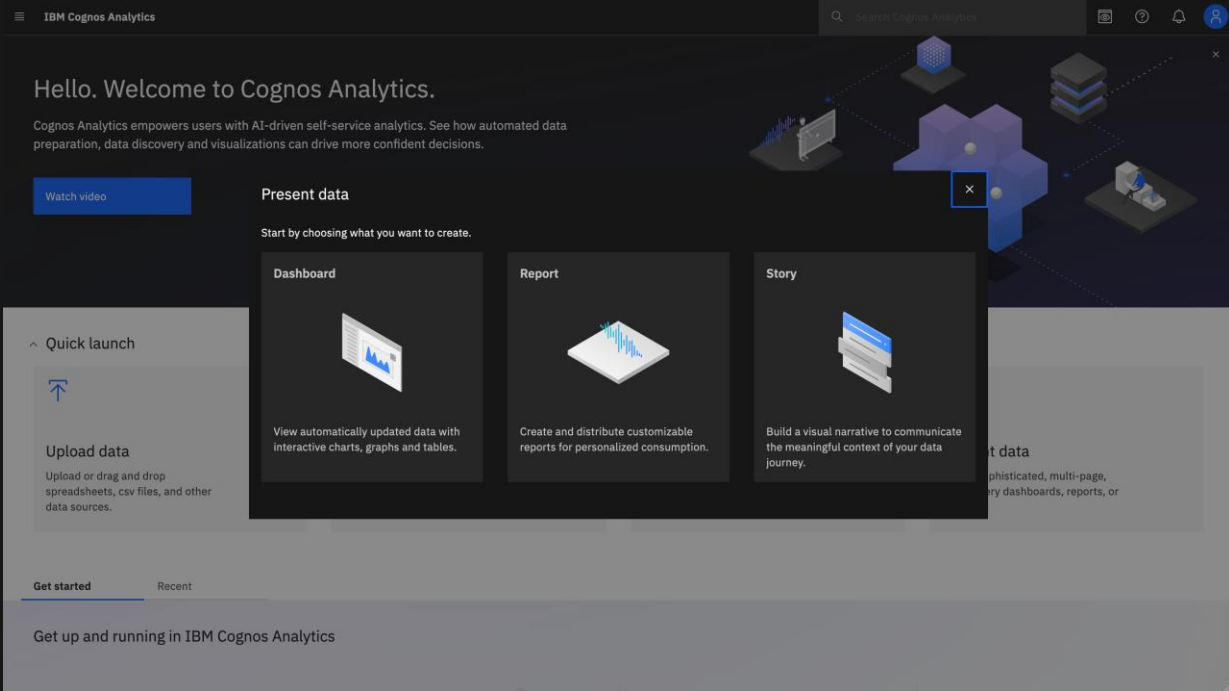




All the most common starting actions are available in the Quick Launch.

The Get started tab is packed with resources to learn Cognos fast.

The recents tab gives you one-click access to your most recent assets.



List mode has 3 sizes to show more, or *even more* assets all at once

IBM Cognos Analytics

Search Cognos Analytics

Quick launch

Get startedRecent

	Name	Location	Type	Last Modified	
<input type="checkbox"/>	Blue HR.xlsx <span>xlsx</span>	My content	Uploaded file	3/8/2021, 12:36 PM	<div>Row size</div> <div><input type="radio"/> Compact</div> <div><input type="radio"/> Short</div> <div><input checked="" type="radio"/> Default</div>
<input type="checkbox"/>	Loyalty exploration	My content	Exploration	3/5/2021, 12:32 PM	
<input type="checkbox"/>	Customer loyalty dashboard	My content	Dashboard	3/3/2021, 2:54 PM	
<input type="checkbox"/>	Coffee operations	Team content > Samples > By industry > Retail > ...	Dashboard	2/26/2021, 10:41 AM	:
<input type="checkbox"/>	Loyalty dashboard	My content	Dashboard	2/26/2021, 10:30 AM	:
<input type="checkbox"/>	Storm events	Team content > Samples > By feature > Core > Da...	Dashboard	2/26/2021, 10:28 AM	:
<input type="checkbox"/>	Product line dashboard	Team content > Samples > By feature > Core > Da...	Dashboard	2/23/2021, 12:53 PM	:
<input type="checkbox"/>	Country comparison	Team content > Samples > By feature > Core > Da...	Dashboard	2/23/2021, 12:53 PM	:
<input type="checkbox"/>	California website visits	Team content > Samples > By feature > Core > Da...	Dashboard	2/23/2021, 12:53 PM	:
<input type="checkbox"/>	Link dashboard	My content	Dashboard	2/17/2021, 10:18 AM	:
<input type="checkbox"/>	Policy analysis	Team content > Samples > Dashboards	Dashboard	2/16/2021, 10:36 AM	:
<input type="checkbox"/>	db2 gosales	Team content > Torben	Data module	2/10/2021, 3:32 PM	:

IBM Cognos Analytics

Search Cognos Analytics

Quick launch

Get startedRecent

	Name	Location	Type	Last Modified	
<input type="checkbox"/>	Blue HR.xlsx <span>xlsx</span>	My content	Uploaded file	3/8/2021, 12:36 PM	<div>Row size</div> <div><input type="radio"/> Compact</div> <div><input checked="" type="radio"/> Short</div> <div><input type="radio"/> Default</div>
<input type="checkbox"/>	Loyalty exploration	My content	Exploration	3/5/2021, 12:32 PM	
<input type="checkbox"/>	Customer loyalty dashboard	My content	Dashboard	3/3/2021, 2:54 PM	
<input type="checkbox"/>	Coffee operations	Team content > Samples > By industry > Retail > ...	Dashboard	2/26/2021, 10:41 A	:
<input type="checkbox"/>	Loyalty dashboard	My content	Dashboard	2/26/2021, 10:30 AM	:
<input type="checkbox"/>	Storm events	Team content > Samples > By feature > Core > Da...	Dashboard	2/26/2021, 10:28 AM	:
<input type="checkbox"/>	Product line dashboard	Team content > Samples > By feature > Core > Da...	Dashboard	2/23/2021, 12:53 PM	:
<input type="checkbox"/>	Country comparison	Team content > Samples > By feature > Core > Da...	Dashboard	2/23/2021, 12:53 PM	:
<input type="checkbox"/>	California website visits	Team content > Samples > By feature > Core > Da...	Dashboard	2/23/2021, 12:53 PM	:
<input type="checkbox"/>	Link dashboard	My content	Dashboard	2/17/2021, 10:18 AM	:
<input type="checkbox"/>	Policy analysis	Team content > Samples > Dashboards	Dashboard	2/16/2021, 10:36 AM	:
<input type="checkbox"/>	db2 gosales	Team content > Torben	Data module	2/10/2021, 3:32 PM	:
<input type="checkbox"/>	Customer loyalty dashboard	Team content > Atlantic Sales Team	Dashboard	1/22/2021, 10:12 AM	:
<input type="checkbox"/>	CustomerLoyaltyProgram Demo Module	My content	Data module	1/22/2021, 8:46 AM	:
<input type="checkbox"/>	Demo data module	My content	Data module	12/14/2020, 9:20 AM	:
<input type="checkbox"/>	Customer Claim Analysis.xlsx <span>xlsx</span>	My content	Uploaded file	12/11/2020, 10:50 AM	:
<input type="checkbox"/>	Customer Churn.xlsx <span>xlsx</span>	My content	Uploaded file	12/11/2020, 10:50 AM	:
<input type="checkbox"/>	CustomerLoyaltyProgram Demo.csv <span>csv</span>	My content	Uploaded file	12/4/2020, 1:22 PM	:

IBM Cognos Analytics

Search Cognos Analytics

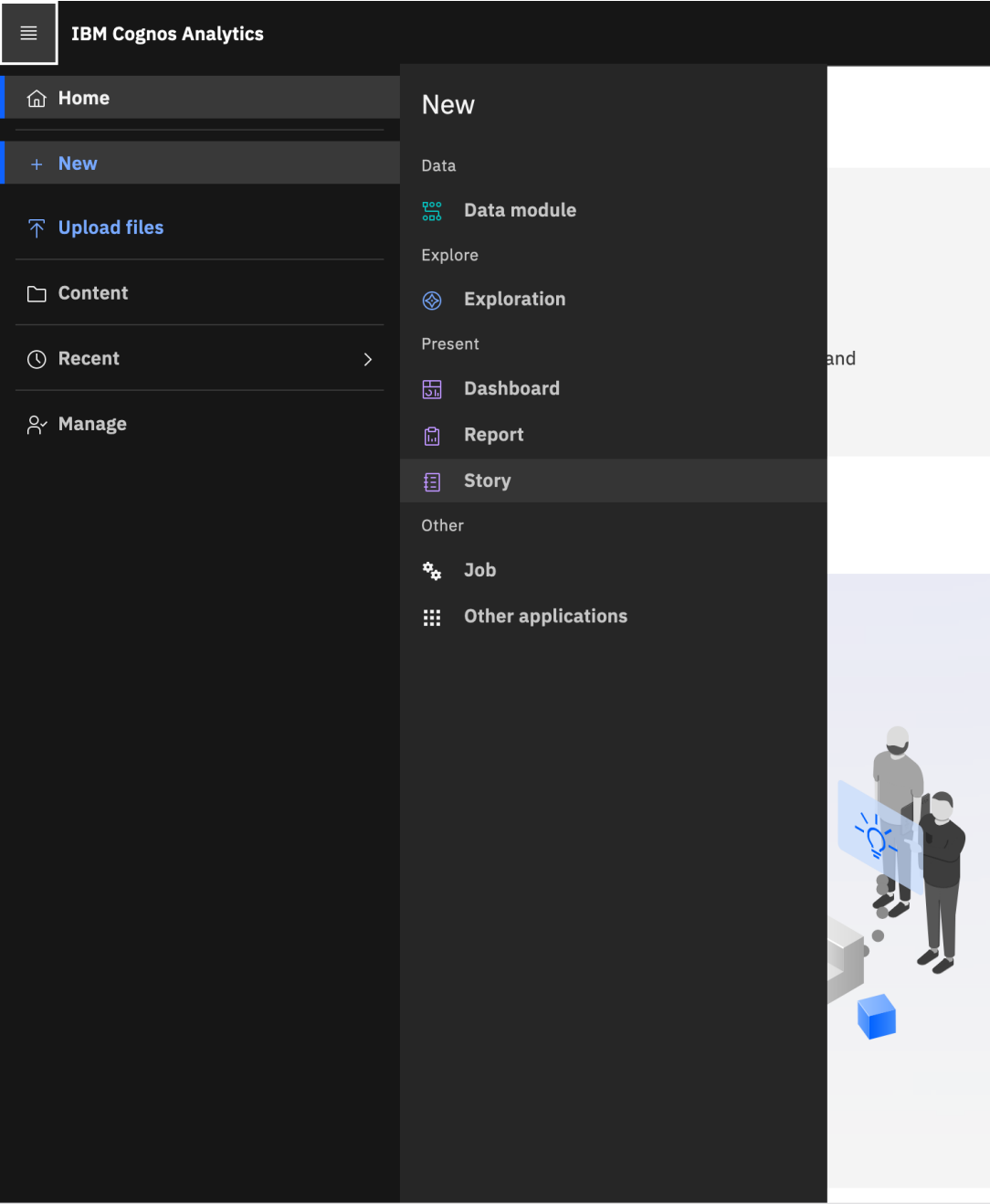
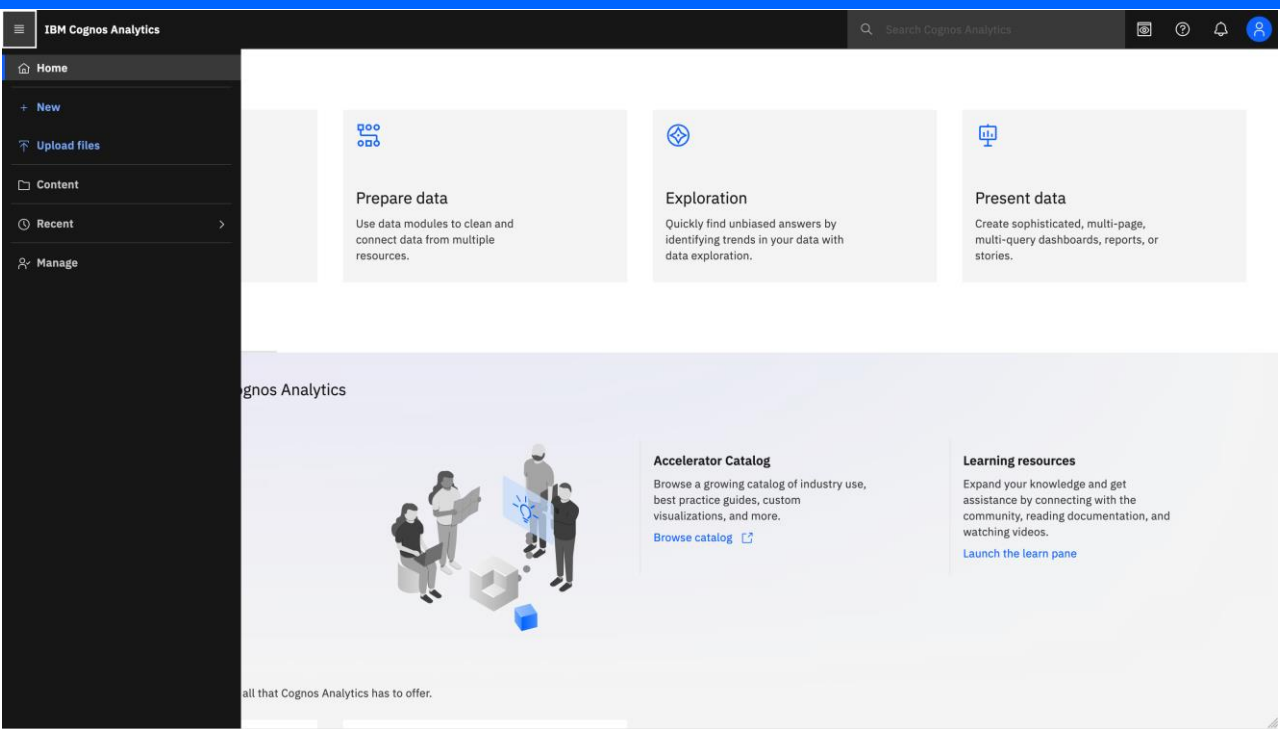
Quick launch

Get startedRecent

	Name	Location	Type	Last Modified	
<input type="checkbox"/>	Blue HR.xlsx <span>xlsx</span>	My content	Uploaded file	3/8/2021, 12:36 PM	<div>Row size</div> <div><input checked="" type="radio"/> Compact</div> <div><input type="radio"/> Short</div> <div><input type="radio"/> Default</div>
<input type="checkbox"/>	Loyalty exploration	My content	Exploration	3/5/2021, 12:32 PM	
<input type="checkbox"/>	Customer loyalty dashboard	My content	Dashboard	3/3/2021, 2:54 PM	
<input type="checkbox"/>	Coffee operations	Team content > Samples > By industry > Retail > ...	Dashboard	2/26/2021, 10:41 A	:
<input type="checkbox"/>	Loyalty dashboard	My content	Dashboard	2/26/2021, 10:30 A	:
<input type="checkbox"/>	Storm events	Team content > Samples > By feature > Core > Da...	Dashboard	2/26/2021, 10:28 A	:
<input type="checkbox"/>	Product line dashboard	Team content > Samples > By feature > Core > Da...	Dashboard	2/23/2021, 12:53 PM	:
<input type="checkbox"/>	Country comparison	Team content > Samples > By feature > Core > Da...	Dashboard	2/23/2021, 12:53 PM	:
<input type="checkbox"/>	California website visits	Team content > Samples > By feature > Core > Da...	Dashboard	2/23/2021, 12:53 PM	:
<input type="checkbox"/>	Link dashboard	My content	Dashboard	2/17/2021, 10:18 AM	:
<input type="checkbox"/>	Policy analysis	Team content > Samples > Dashboards	Dashboard	2/16/2021, 10:36 AM	:
<input type="checkbox"/>	db2 gosales	Team content > Torben	Data module	2/10/2021, 3:32 PM	:
<input type="checkbox"/>	Customer loyalty dashboard	Team content > Atlantic Sales Team	Dashboard	1/22/2021, 10:12 AM	:
<input type="checkbox"/>	CustomerLoyaltyProgram Demo Module	My content	Data module	1/22/2021, 8:46 AM	:
<input type="checkbox"/>	Demo data module	My content	Data module	12/14/2020, 9:20 AM	:
<input type="checkbox"/>	Customer Claim Analysis.xlsx <span>xlsx</span>	My content	Uploaded file	12/11/2020, 10:50 AM	:
<input type="checkbox"/>	Customer Churn.xlsx <span>xlsx</span>	My content	Uploaded file	12/11/2020, 10:50 AM	:
<input type="checkbox"/>	CustomerLoyaltyProgram Demo.csv <span>csv</span>	My content	Uploaded file	12/4/2020, 1:22 PM	:
<input type="checkbox"/>	CustomerLoyalty (2018).xlsx <span>xlsx</span>	My content	Uploaded file	11/24/2020, 9:18 AM	:
<input type="checkbox"/>	Product line dashboard	Team content > Samples > Dashboards	Dashboard	10/27/2020, 9:58 AM	:

The Hamburger menu is available for everything.

Use this for quick access to creating new assets, uploading files, access the content navigation, opening recents, and managing your Cognos instance.



# Content

Upload data

New

- My content
- Team content
- External content
- Samples

Team content / Get started



## Data

Last Modified 11/27/2017, 12:20 PM



## 1. My first report

This report is intended for beginners, to help them get started with autho...

Last Modified  
9/14/2020, 9:49 AM



## 2. My first report (part 2)

This report is intended for beginners, to help them get started with autho...

Last Modified  
10/30/2020, 8:25 AM



## 3. My first dashboard

This sample dashboard is intended for beginners, to help them get star...

Last Modified  
11/27/2017, 12:14 PM



## 4. My first dashboard (part 2)

This sample dashboard is intended for beginners, to help them get star...

Last Modified  
11/27/2017, 12:17 PM



## 5. My first active report

This sample active report is intended for beginners, to help them get star...

Last Modified  
1/12/2018, 9:26 AM



## 6. My first active report (part 2)

This sample active report is intended for beginners, to help them get star...

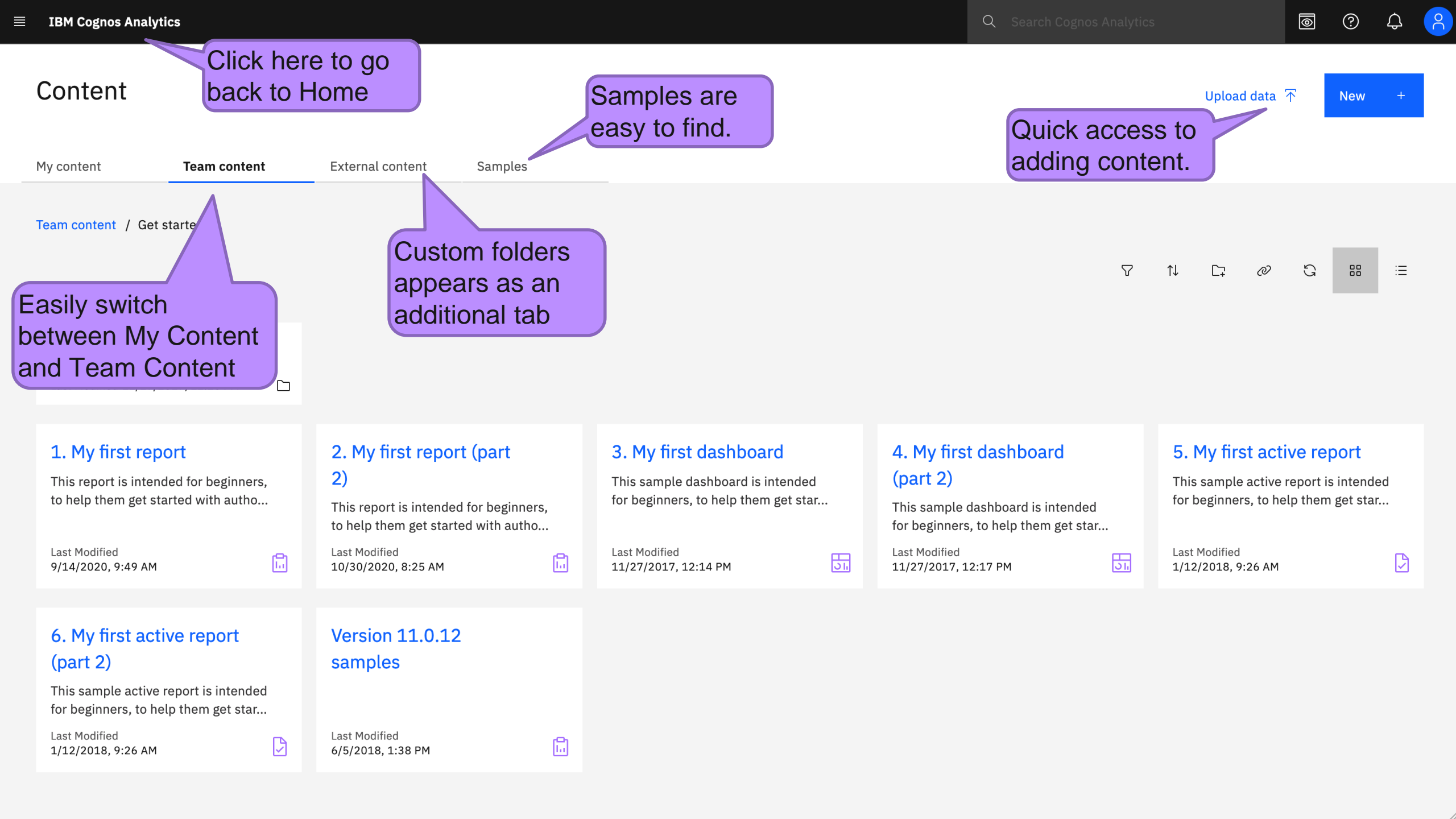
Last Modified  
1/12/2018, 9:26 AM



## Version 11.0.12 samples

Last Modified  
6/5/2018, 1:38 PM





# Content

Click here to go back to Home

Samples are easy to find.

Quick access to adding content.

Upload data

New +

- My content
- Team content
- External content
- Samples

Team content / Get started

Easily switch between My Content and Team Content

Custom folders appears as an additional tab

- Filter
- Sort
- Share
- Link
- Refresh
- Grid View
- List View

## 1. My first report

This report is intended for beginners, to help them get started with autho...

Last Modified  
9/14/2020, 9:49 AM



## 2. My first report (part 2)

This report is intended for beginners, to help them get started with autho...

Last Modified  
10/30/2020, 8:25 AM



## 3. My first dashboard

This sample dashboard is intended for beginners, to help them get star...

Last Modified  
11/27/2017, 12:14 PM



## 4. My first dashboard (part 2)

This sample dashboard is intended for beginners, to help them get star...

Last Modified  
11/27/2017, 12:17 PM



## 5. My first active report

This sample active report is intended for beginners, to help them get star...

Last Modified  
1/12/2018, 9:26 AM



## 6. My first active report (part 2)

This sample active report is intended for beginners, to help them get star...

Last Modified  
1/12/2018, 9:26 AM



## Version 11.0.12 samples

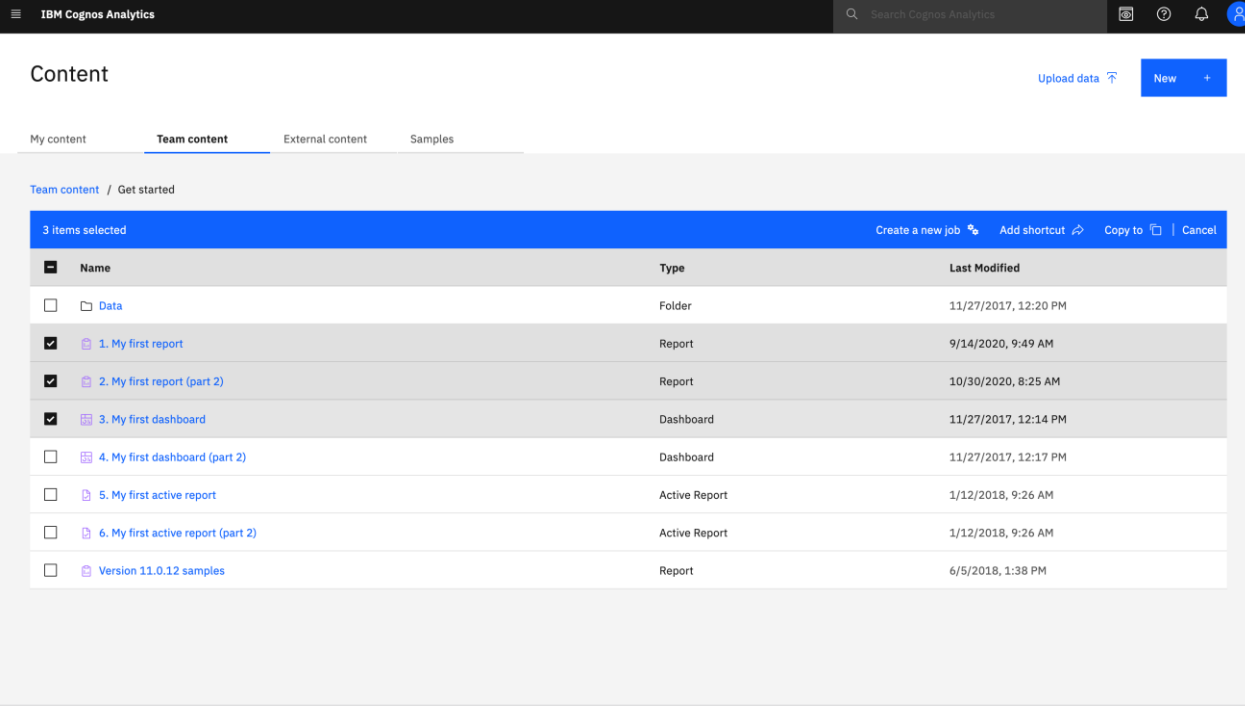
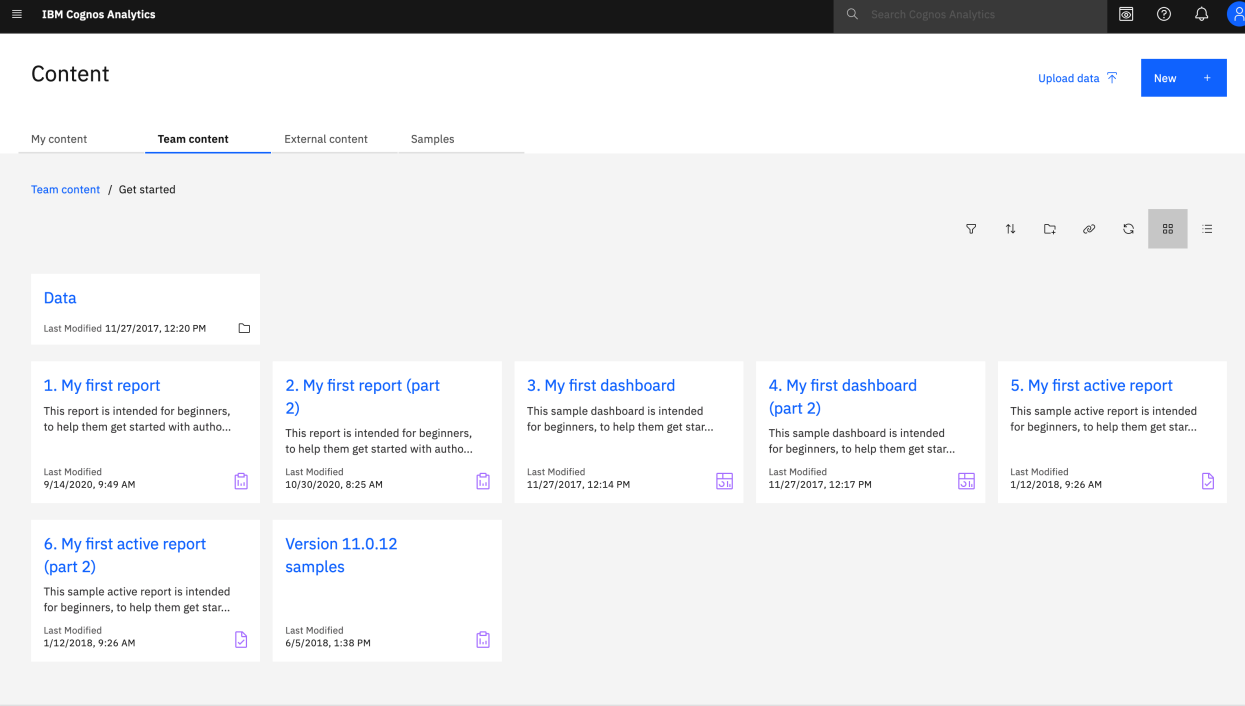
Last Modified  
6/5/2018, 1:38 PM



Content navigation is now full-page.

The details panel can stay open and follow your selection to provide on-click access to common actions and vital meta-data.

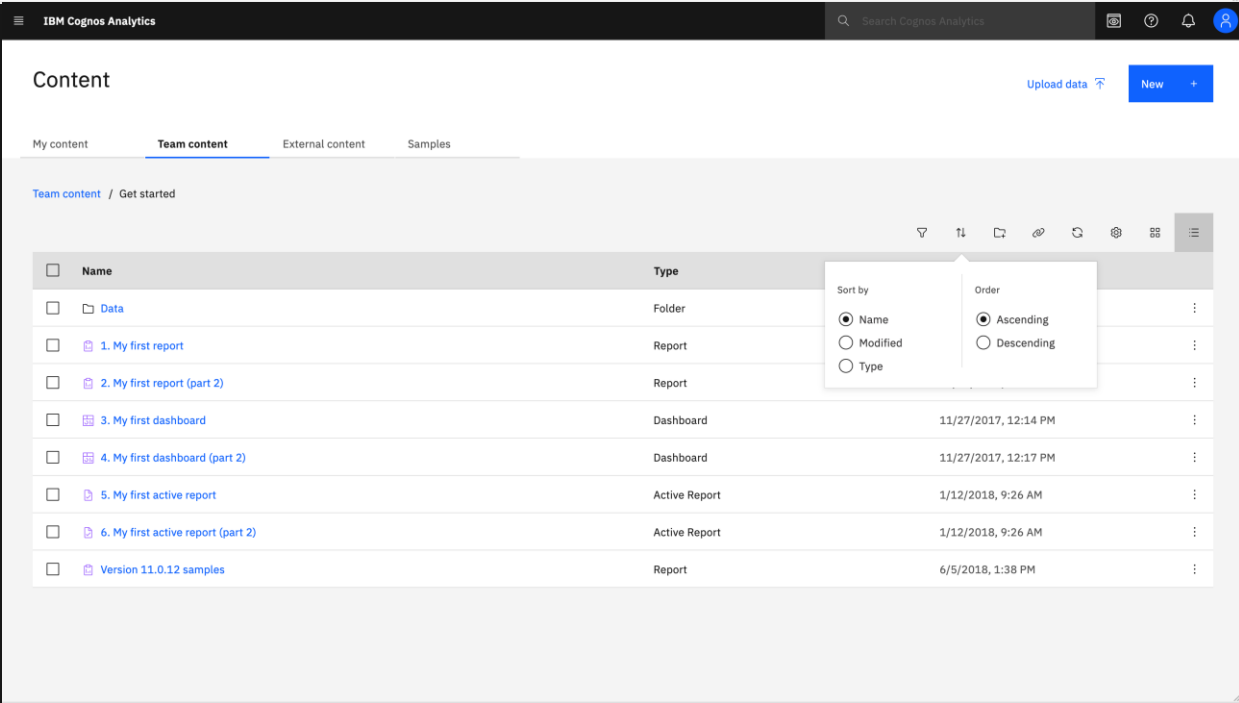
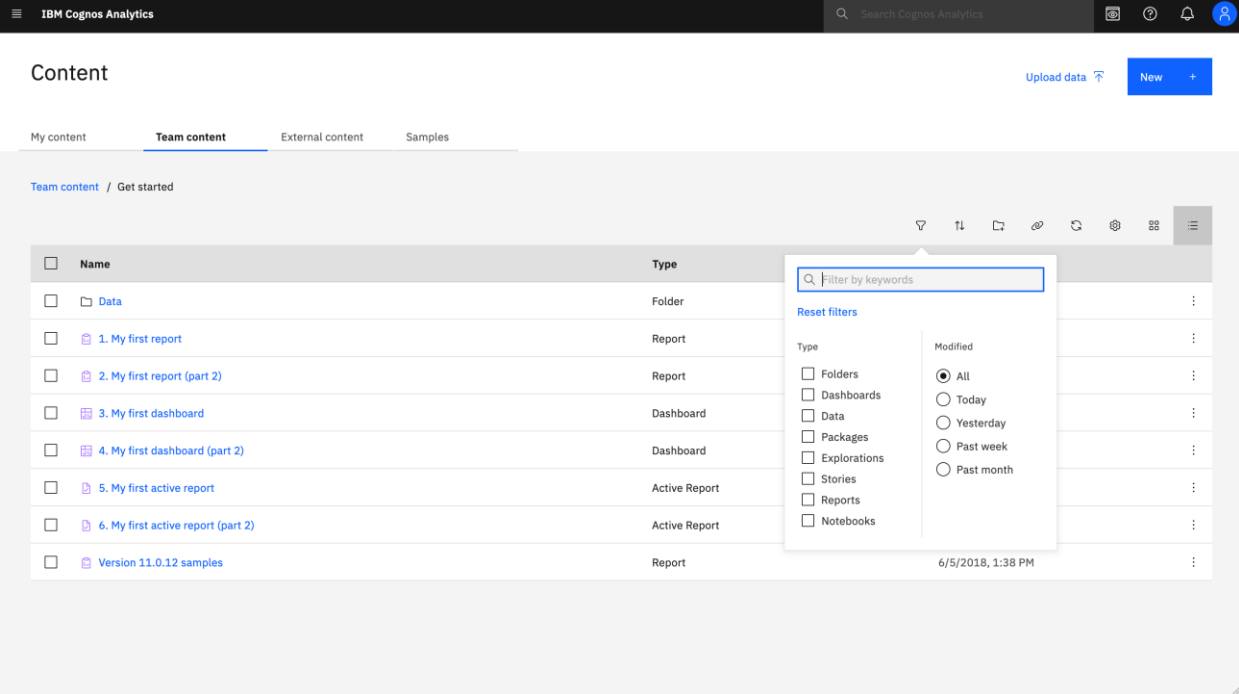
Multi-select actions are available in the new dynamic toolbar.





Sort and filter your content however you like.

Cognos will remember these settings for you.



# Analytics Mobile App

Initial release – Summer 2020

- iOS and Cognos SaaS only

Android Support

- Released last month

11.1.7 FP2+ on prem support

- Released last month via Fix Central

Built into 11.2.0 server



# Faster loading of dashboards

Examples of efficiencies gained:

- Metadata performance improvements
- Glass initial load time optimization
- Reduced JavaScript footprint
- Reducing CSS duplication
- Deferred feature loading
- Optimized queries
- Time to first query

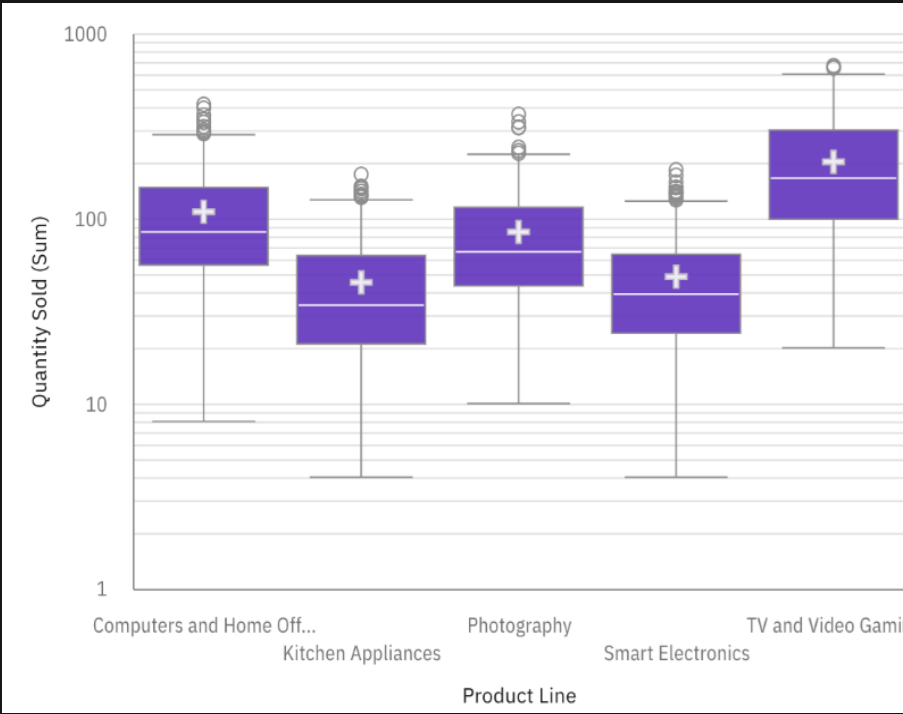
Faster loading of dashboards

Cognos 11.1.7:

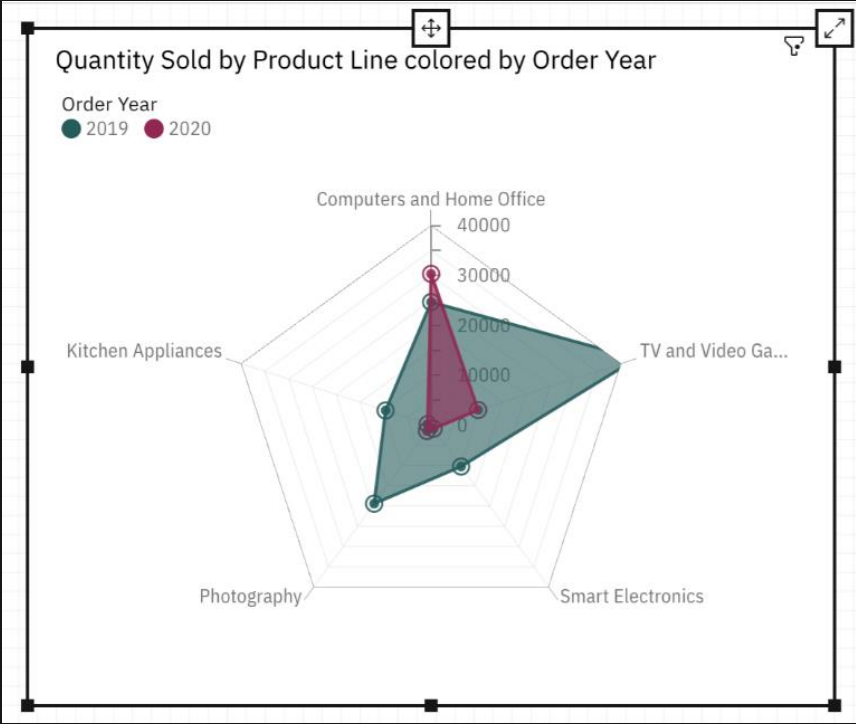
Cognos 11.2:

# New visualizations in Dashboarding

## Box plot

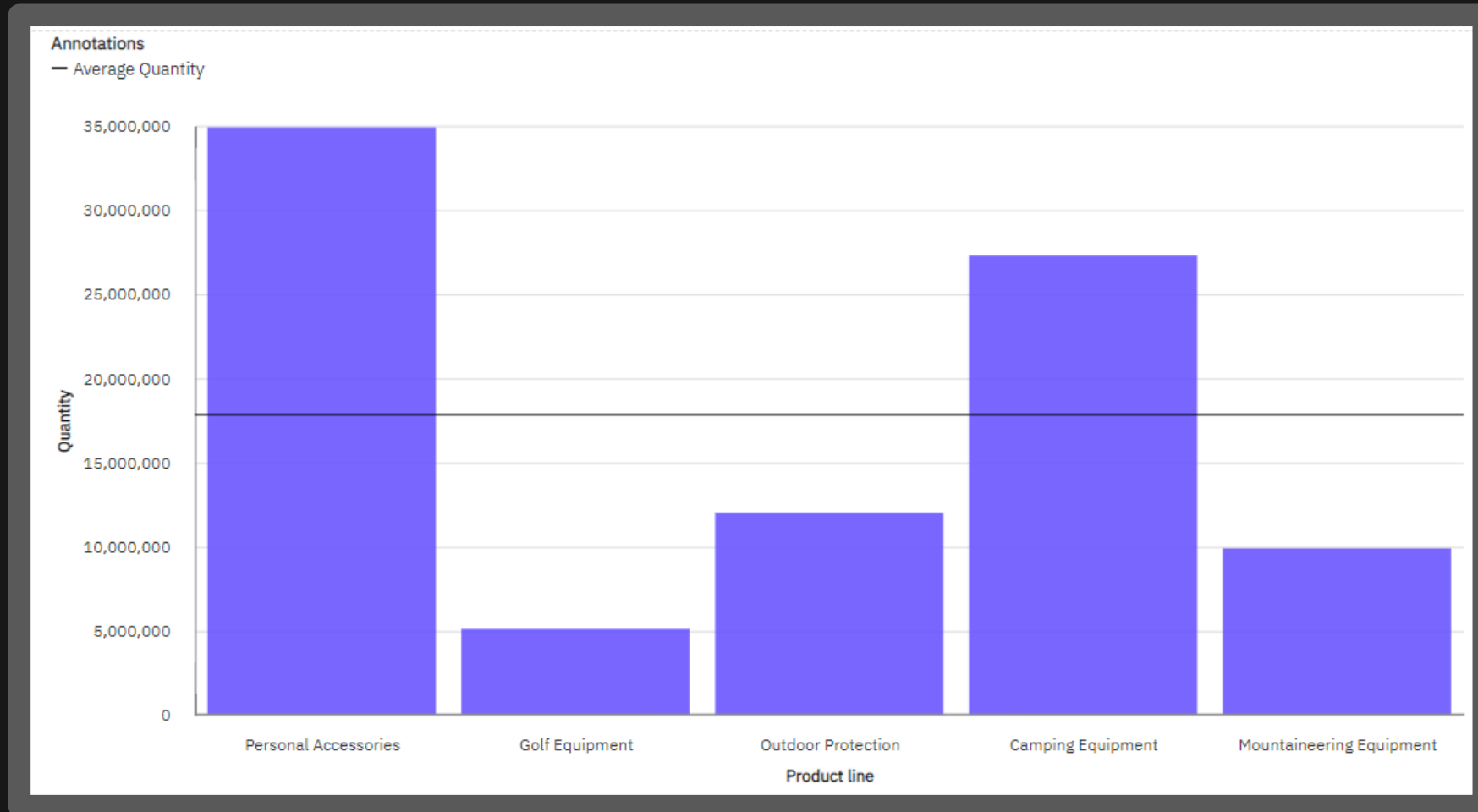


## Radar



# Dynamic baseline for visualizations in reports

Authors can use query or layout calculations to create baselines.






# Dynamic baseline for visualizations in reports

Use the query calculation to create a dynamic baseline.

Note: this works the same way as implemented with 'Charts'

Annotations

Show value labels	<div></div>
Value label orientation	Horizontal
Value label location	Outside end
Value label format	Value
Value label font	
Value label color	
Contrast label color	<div></div>
Label shadow	<div></div>
Baselines	(Defined) <div></div>



Baselines

Baselines

Average Quantity

Definition

Label

Line styles

Query calculation:

average ( total ([Quantity] ) )

Based on:

Length

Query name:

Query1

Properties

+ -

Query calculation

Layout calculation

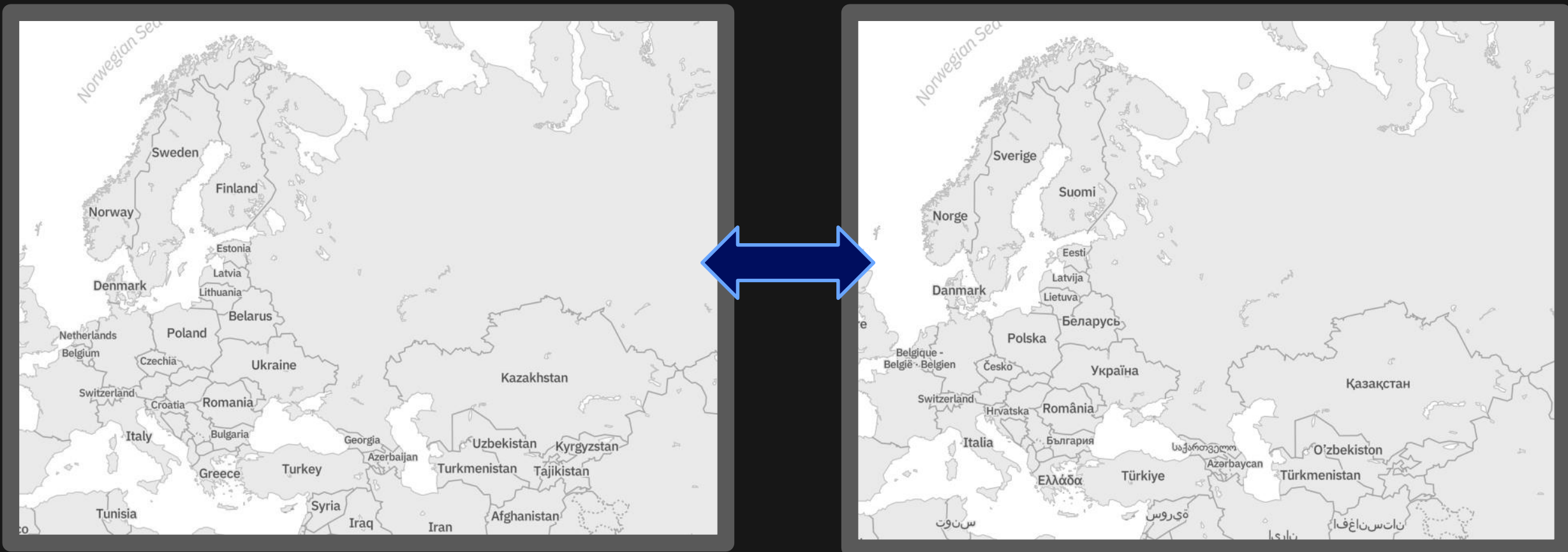
Category Index

Numeric Value

Percent on Axis (%)

OK

# Labels in local language on a map

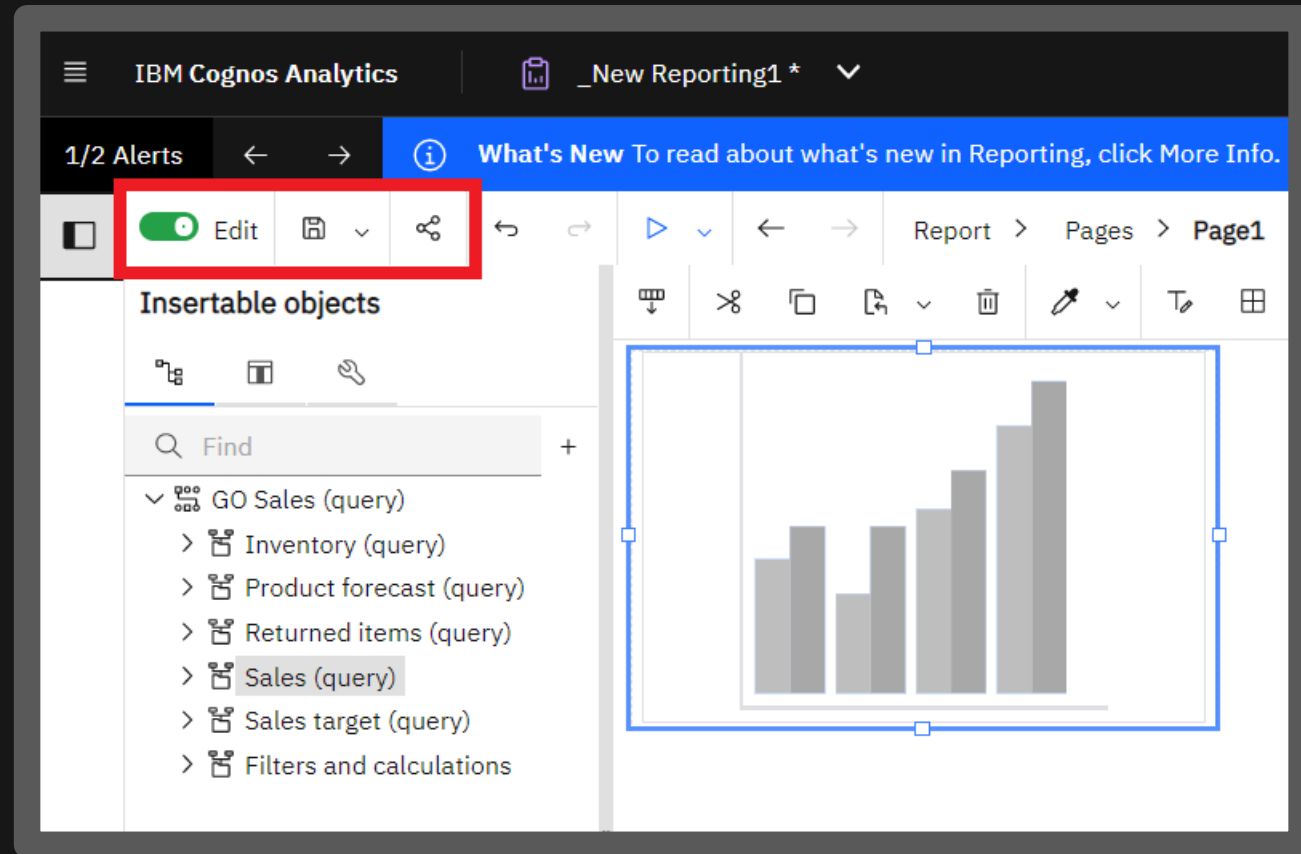


# Application-specific buttons have moved

Application-specific buttons have moved from the app bar down into the content view.

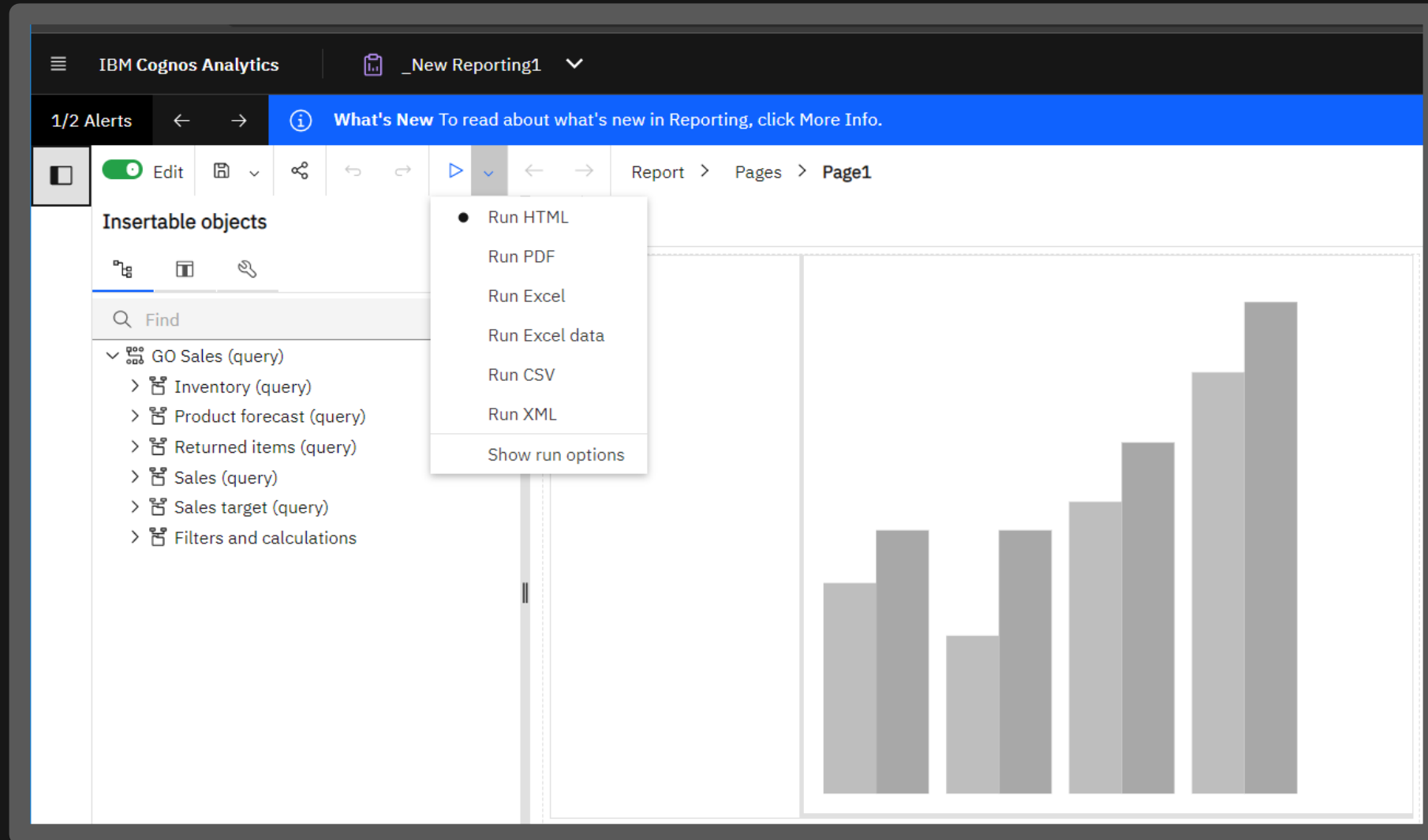
The following buttons, for example, have moved:

- Save
- Undo and redo
- Run
- Share
- My Parameters
- Show filters



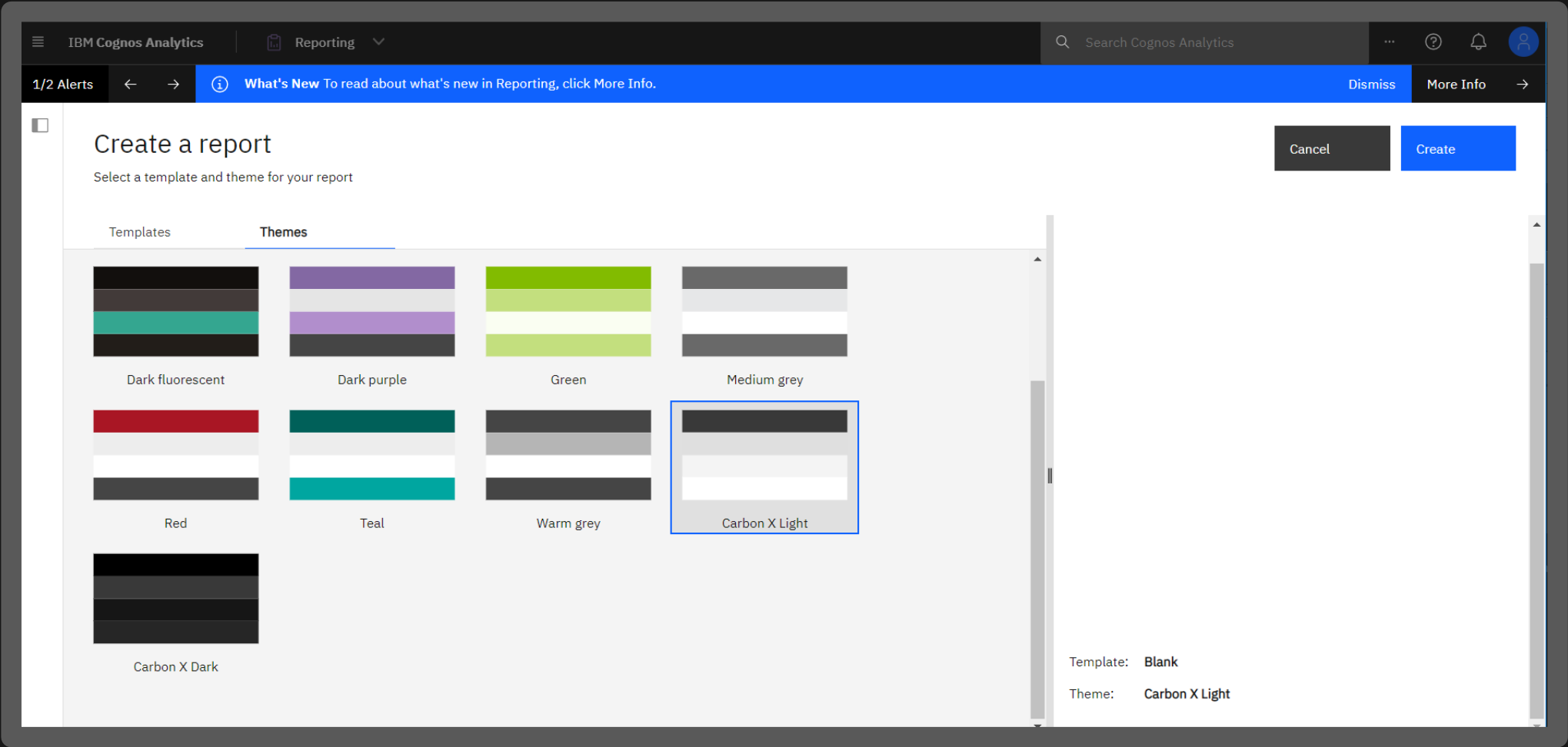
# Run button

Improved Run button; the Run button remembers the previous format selection for one click usage



# New themes are available in reports

Carbon X Light and Carbon X Dark are now available as a theme



# Carbon X Light in a report

Title

Product line	Product type	Quantity
Camping Equipment	Tents	811,387
	Packs	657,583
	Lanterns	1,192,731
	Cooking Gear	3,190,382
	Sleeping Bags	761,135
Camping Equipment - Total		6,613,218
Golf Equipment	Woods	69,254
	Putters	279,776
	Irons	83,281
	Golf Accessories	662,903
Golf Equipment - Total		1,095,214
Overall - Total		7,708,432
Overall - Total		7,708,432

Revenue		Canada			Total
		Ontario	Québec	Saskatchewan	
Camping Equipment	Outdoors Shop	\$6,444,947.82	\$4,550,260.37	\$1,490,899.49	\$12,486,107.68
	Sports Store	\$6,359,331.43	\$5,472,883.44	\$1,818,038.35	\$13,650,253.22
	Department Store	\$8,953,472.42	\$2,572,554.52		\$11,526,026.94
	Warehouse Store	\$8,208,493.62			\$8,208,493.62
Golf Equipment	Golf Shop	\$7,172,426.92	\$6,281,921.83		\$13,454,348.75
	Department Store	\$2,410,812.97	\$1,004,247.80		\$3,415,060.77
	Sports Store	\$2,807,533.26	\$2,614,051.08	\$967,636.11	\$6,389,220.45
Total		\$42,357,018.44	\$22,495,919.04	\$4,276,573.95	\$69,129,511.43

</



# Carbon X Dark in a report

Title

Product line

Product type

Quantity

Camping Equipment

Tents

811,387

Packs

657,583

Lanterns

1,192,731

Cooking Gear

3,190,382

Sleeping Bags

761,135

Camping Equipment - Total

6,613,218

Golf Equipment

Woods

69,254

Putters

279,776

Irons

83,281

Golf Accessories

662,903

Golf Equipment - Total

1,095,214

Overall - Total

7,708,432

Overall - Total

7,708,432

Revenue

Canada

Total

Camping Equipment

Outdoors Shop

\$6,444,947.82

\$4,550,260.37

\$1,490,899.49

\$12,486,107.68

Sports Store

\$6,359,331.43

\$5,472,883.44

\$1,818,038.35

\$13,650,253.22

Department Store

\$8,953,472.42

\$2,572,554.52

\$11,526,026.94

Warehouse Store

\$8,208,493.62

\$8,208,493.62

Golf Equipment

Golf Shop

\$7,172,426.92

\$6,281,921.83

\$13,454,348.75

Department Store

\$2,410,812.97

\$1,004,247.80

\$3,415,060.77

Sports Store

\$2,807,533.26

\$2,614,051.08

\$967,636.11

\$6,389,220.45

Total

\$42,357,018.44

\$22,495,919.04

\$4,276,573.95

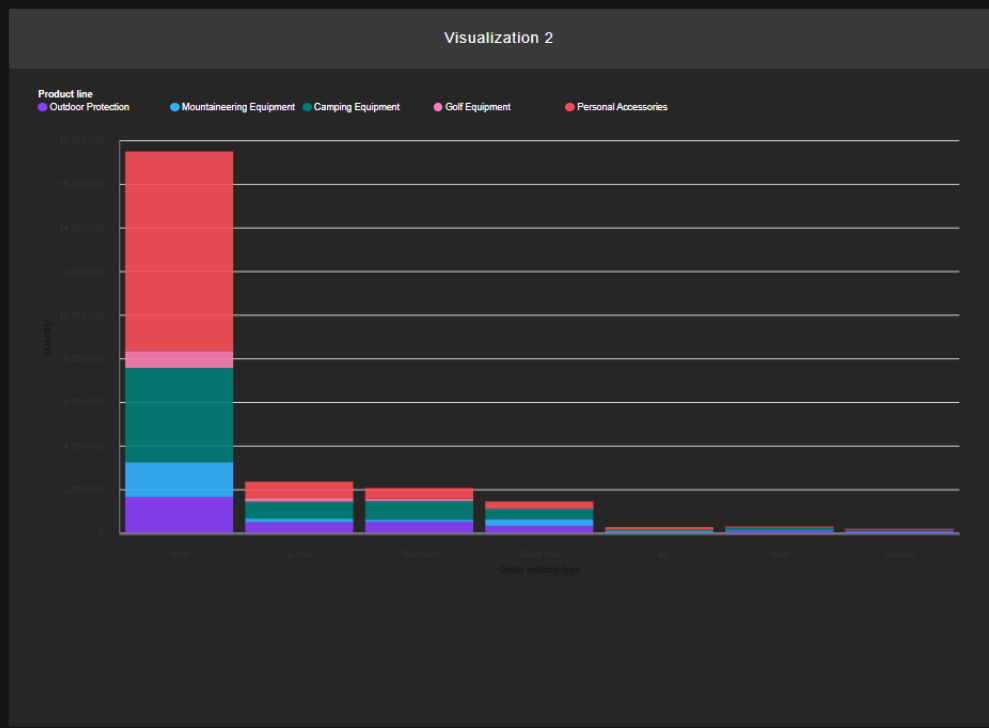
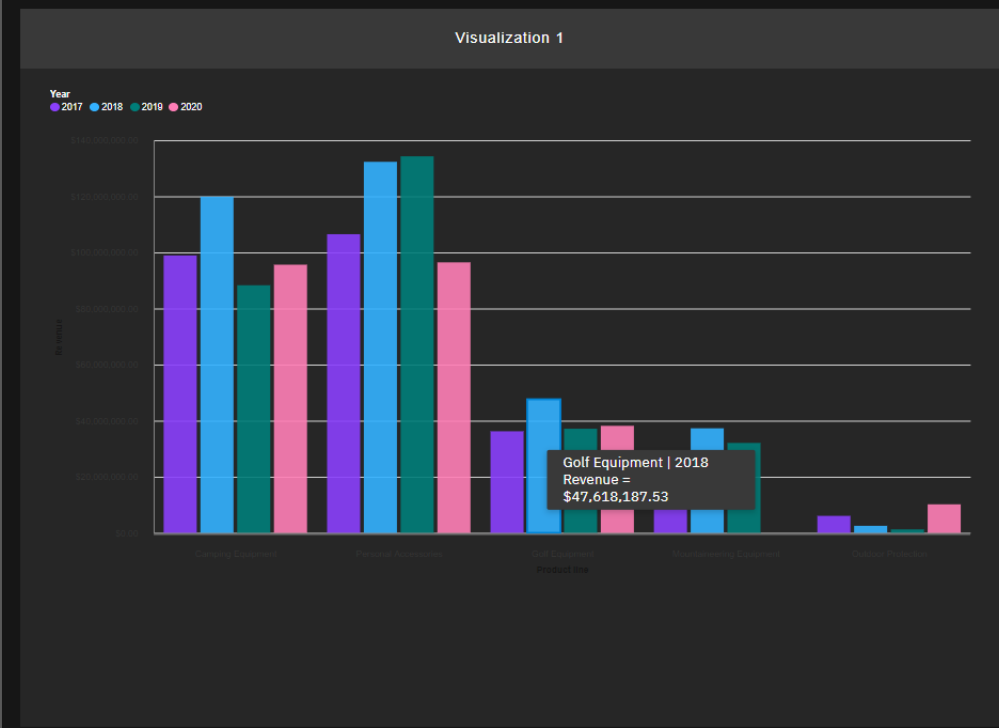
\$69,129,511.43

Mar 12, 2021

1

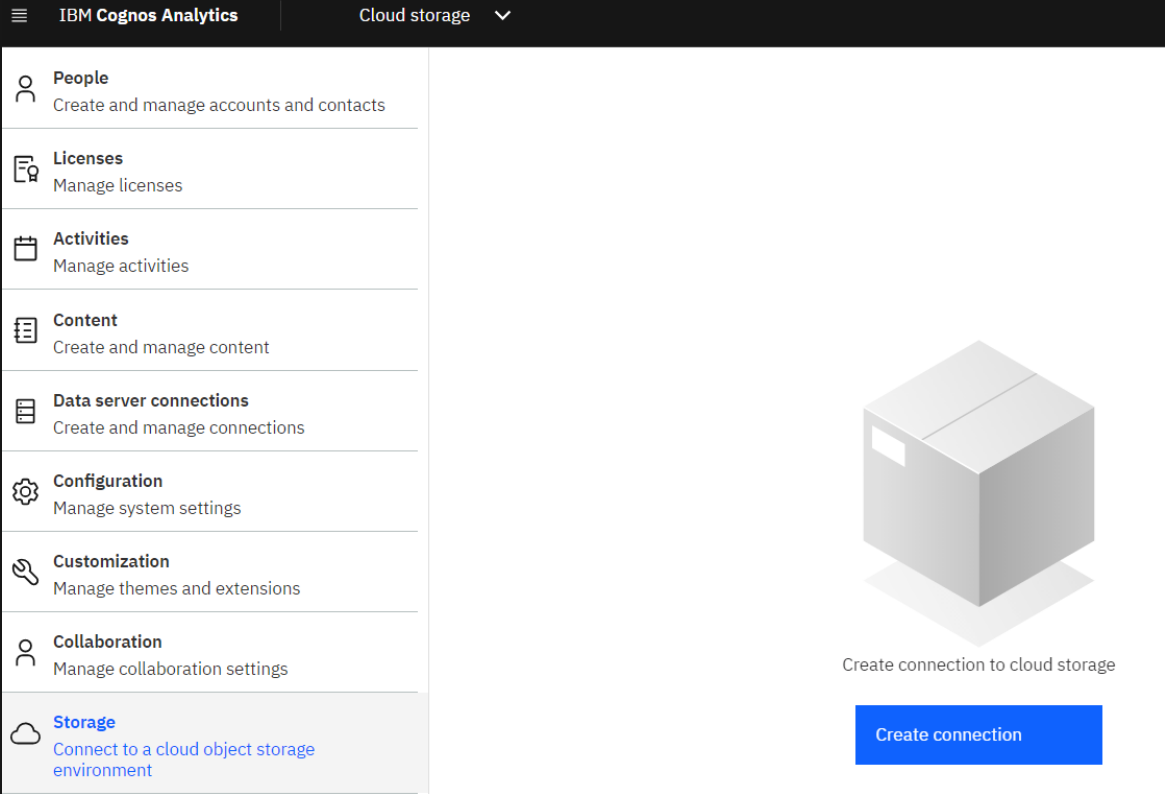
10:06:13 AM

# Carbon X Dark in a report




# S3 storage for TLS certificates

No longer need to import TLS (SSL) certificates through command line utility on file system of Cognos servers





**Edit IBM Db2 connection**

JDBC URL: 

Driver class name:

^ Example URL  
jdbc:db2://<hostname>:<port>/<databasename>

Connection properties: 

^ **Cloud certificate details** 

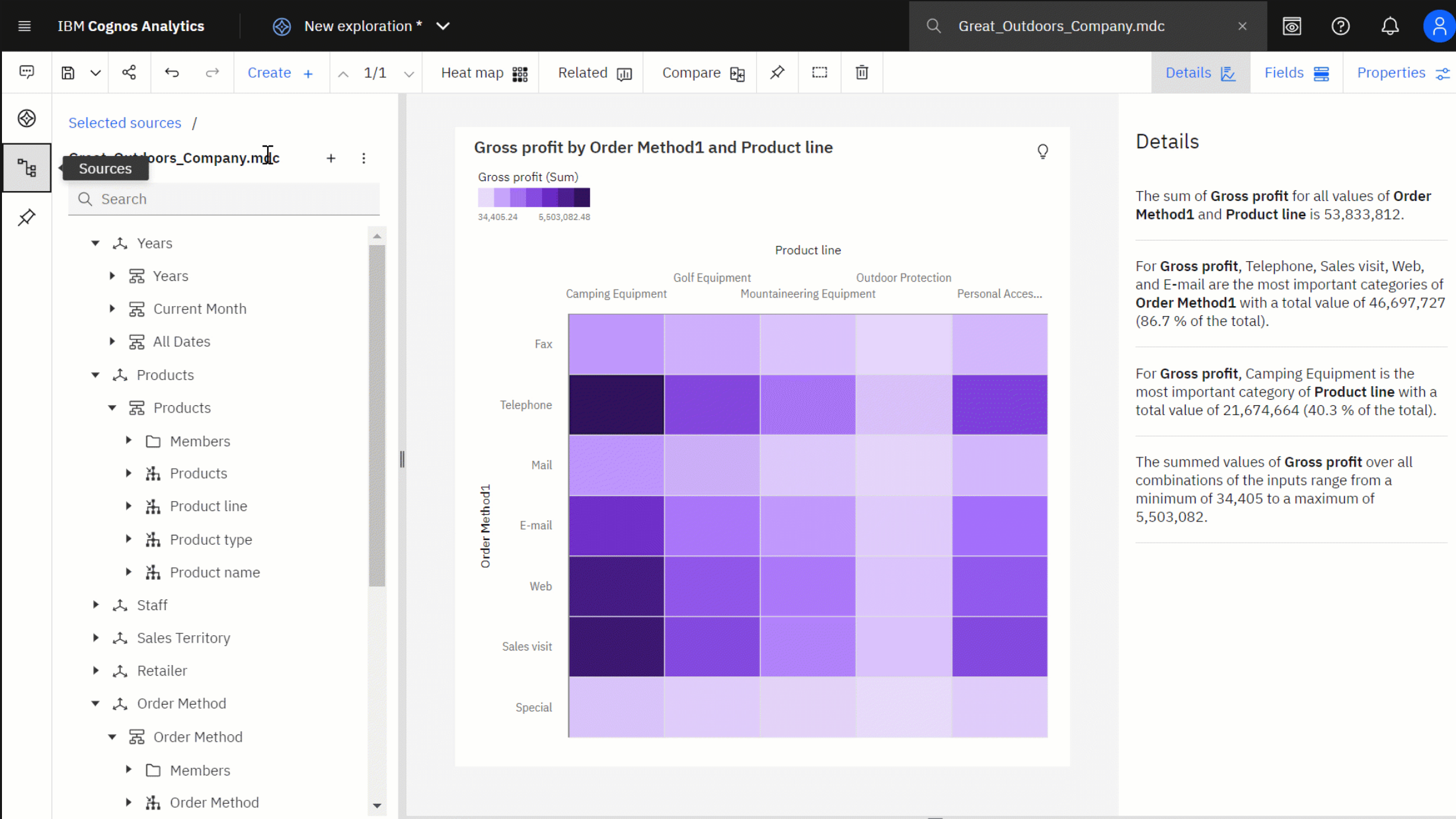
Connection

# Conformance update

## Microsoft Internet Explorer 11 deprecation

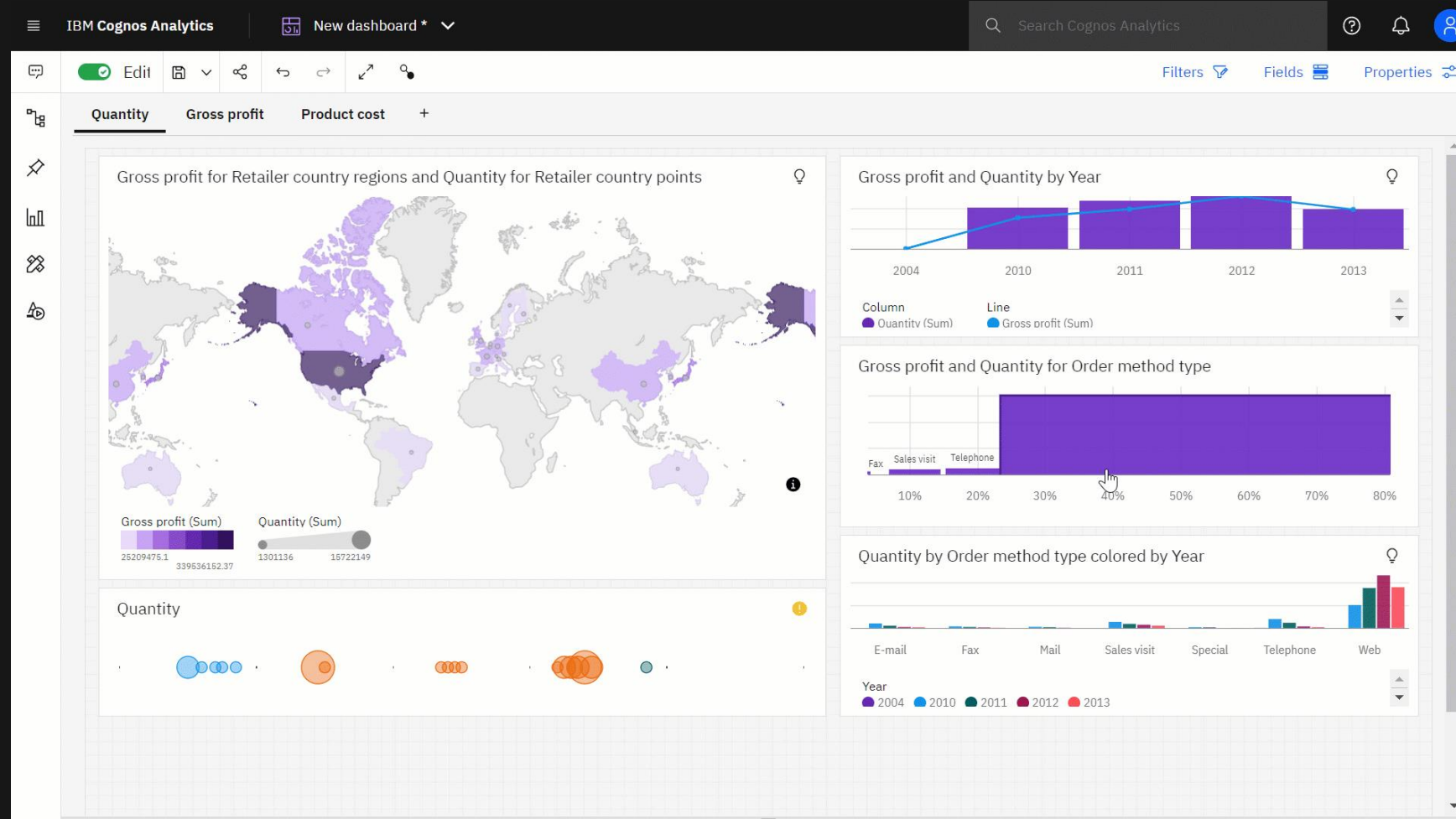
- No IE11 support in 11.2.x
- No conformance update for Query Studio and Analysis Studio
- Powerplay Studio to support Chromium Edge
- PDF drill-through support in Chrome and Firefox
- Active Report viewer\*

# AI Assistant and Forecasting support for OLAP cubes



# Introducing - Watson Moments

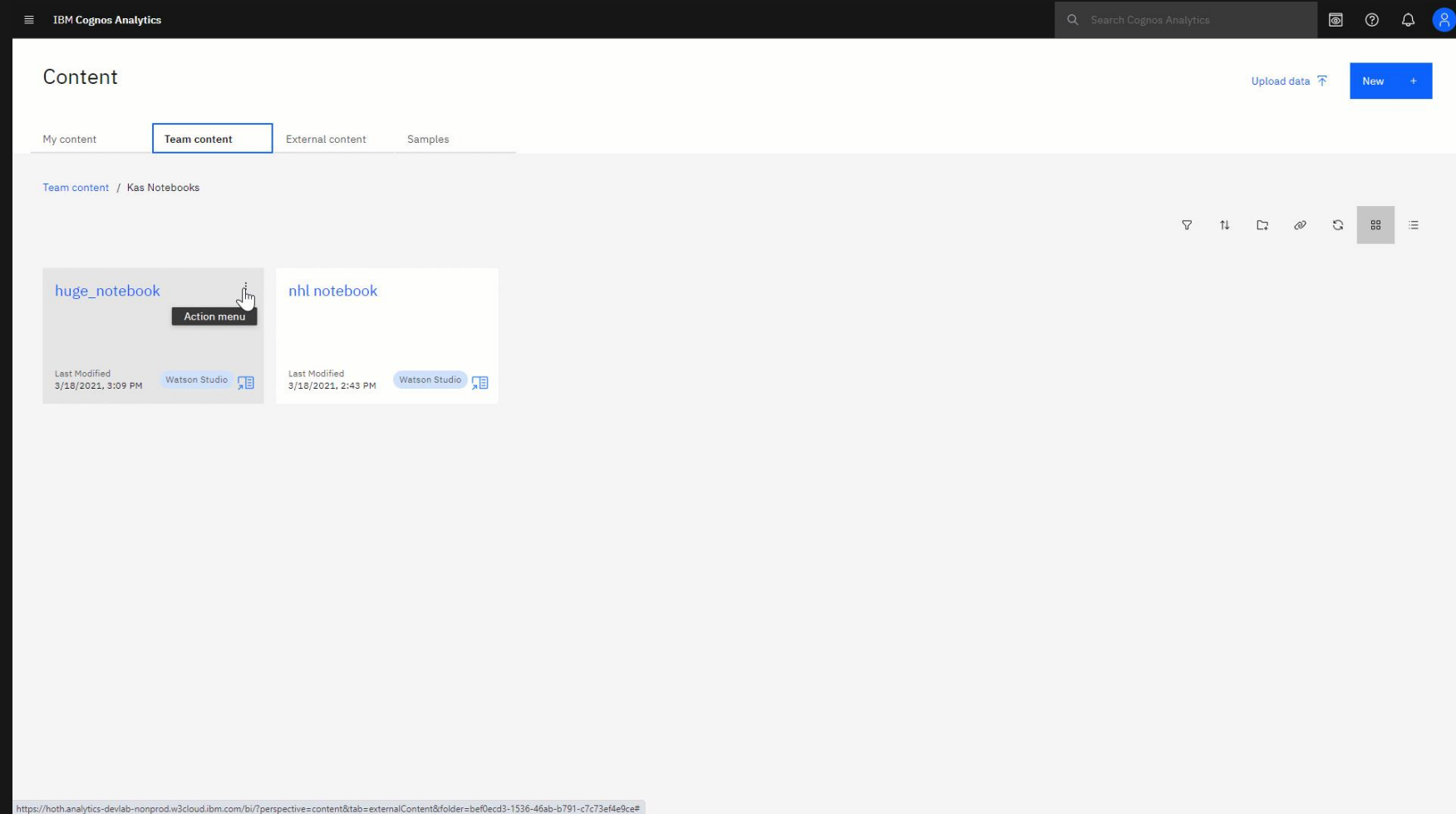
Watson Moments are exceptional AI implementations highlighted with Watson branding to emphasize how AI automation helps users make smarter business decisions faster



Expect more Watson Moments to emerge throughout the Cognos Analytics 11.2.x series!

# Improved Watson Studio integration

Import and view Watson Studio notebooks in Cognos Analytics and embed notebook output cells directly in reports and dashboards with the appropriate governance and security



\*Supported with Cognos Cloud dedicated and Cloud Pak for Data



# Need help modernizing Cognos?

- Leveraging Cognos self-service
- Performance tuning and rationalize reports & models
- Running Cognos in concert with another BI platform
- Right-sizing Cognos licensing
- Upgrading to Cognos 11

<https://senturus.com/ibm-cognos-analytics/>

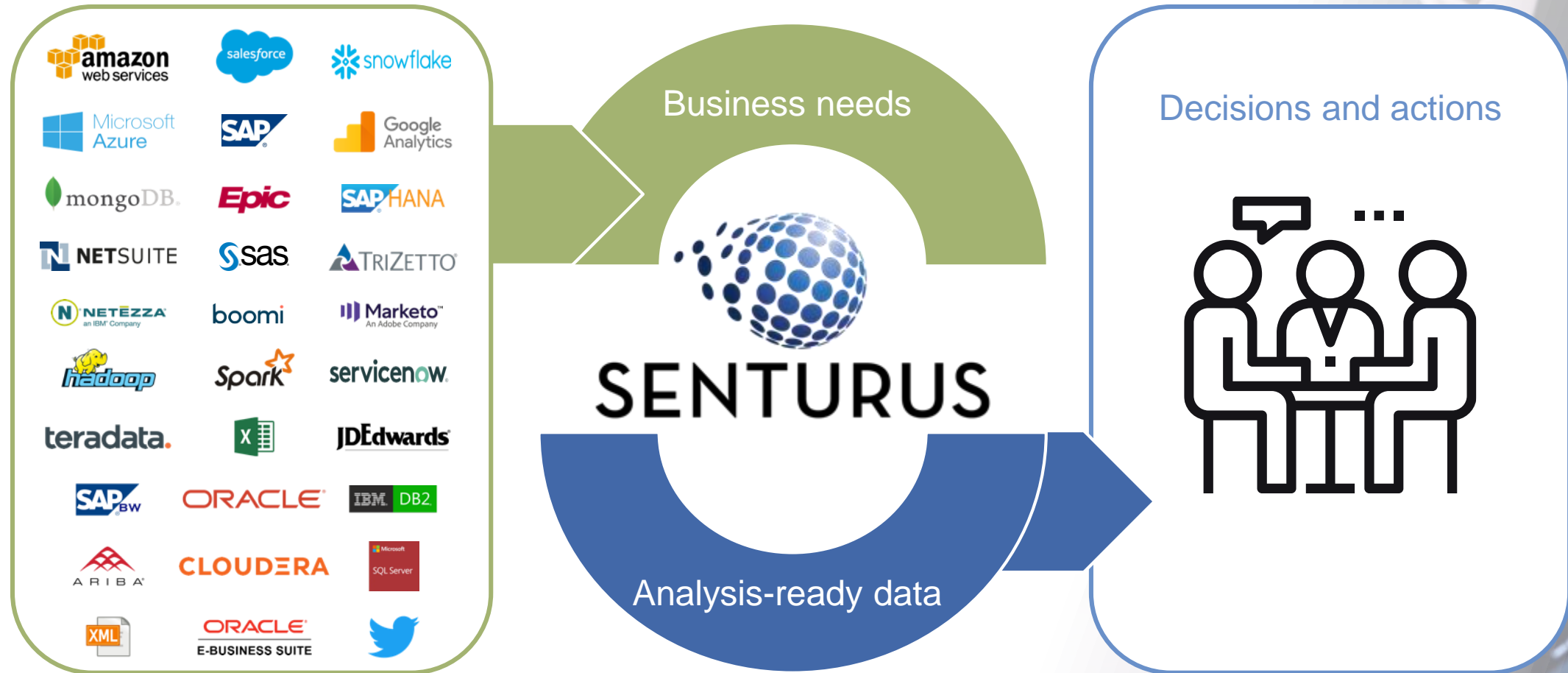


# Your path to modern BI

Accelerating self-service analytics for the enterprise



# Bridging the gap



# Full spectrum of BI services

- Data preparation and modern data warehousing
- Dashboards, reporting and visualizations in Power BI, Cognos and Tableau
- Hybrid BI environments (migrations, security, etc.)
- Software to accelerate bimodal BI and migrations
- BI services and support retainer (expertise on demand)
- Training and mentoring

# A long, strong history of success

20+ years

1350+ clients

3000+ projects







# Join the Senturus team

We're hiring talented and experienced professionals

- Senior Cognos BI Architect/Project Manager
- Modern Analytics Solution Architect
- Senior Microsoft BI Architect
- ETL Developer
- And more

See job descriptions: <https://senturus.com/why-senturus/careers/>

Send your resume to [jobs@senturus.com](mailto:jobs@senturus.com)

# Expand your knowledge

Find more resources  
on the Senturus website:

[senturus.com/senturus-resources](https://senturus.com/senturus-resources)



# Upcoming events

## **How to Successfully Implement Self-Service Analytics**

Agile governed self-service BI with a focus on Cognos Analytics

Thursday, June 10, 2021, 11am PT/2pm ET

## **Power BI Report Builder & Paginated Reports**

Using Power BI for printed, pixel-perfect reporting

Thursday, May 13, 2021, 11am PT/2pm ET

## **Easily Connect Power BI & Tableau to Cognos Data**

Senturus Analytics Connector demo

Thursday, May 22, 2021, 11am PT/2pm ET

# Complete BI training



Tailored group sessions




Mentoring



Instructor-led online courses



Self-paced learning





# Additional resources

## Unbiased product reviews



## Technical tips



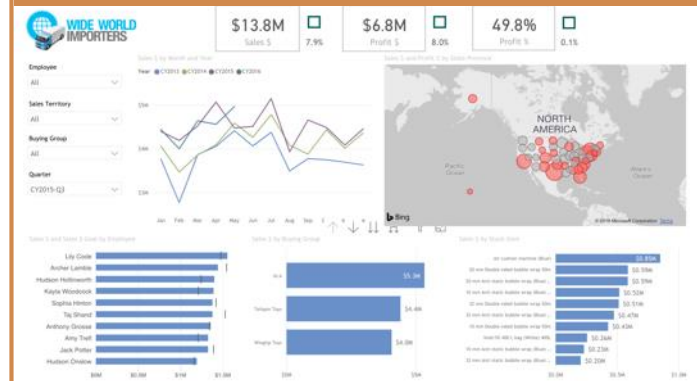
## Insider viewpoints



## More on this subject



## Product demos



## Upcoming events

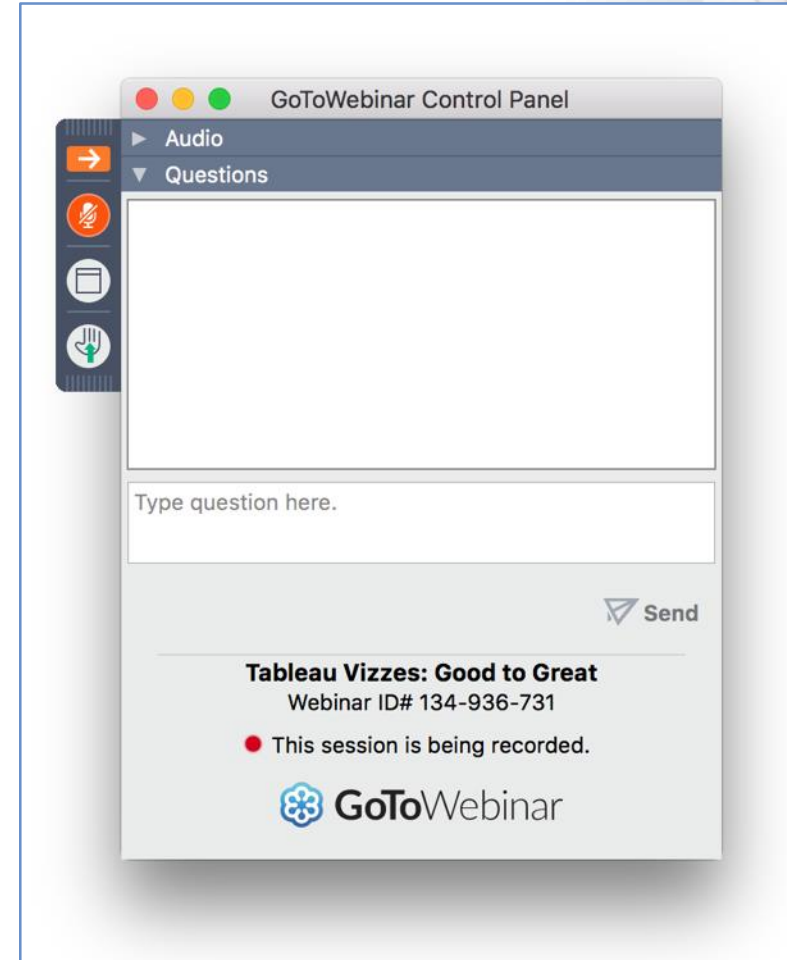


# Q & A

If your question or issue is broader than what we are able to answer today, contact us at:

[info@senturus.com](mailto:info@senturus.com)

and we will set up a free consultation.



# Thank You



## SENTURUS

---

[www.senturus.com](http://www.senturus.com)

888 601 6010

[info@senturus.com](mailto:info@senturus.com)

© 2020 by Senturus, Inc. This presentation may not be reused or distributed without the written consent of Senturus, Inc.