



**SENTURUS**

# **Power BI: Data Cleansing & Power Query Editor**

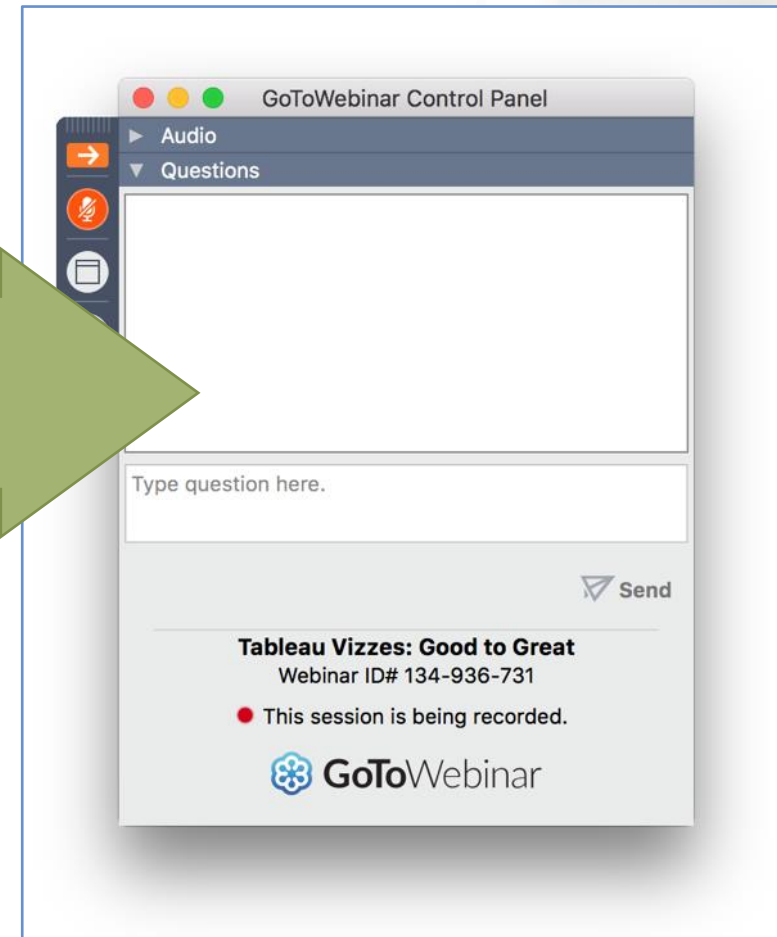


# GoToWebinar control panel

Click arrow to restore full control panel



Submit questions in this section



# To obtain this presentation

Visit the Resource Library  
on the Senturus website  
to download this presentation  
and explore other assets:

[senturus.com/resources](https://senturus.com/resources)

## RESOURCE LIBRARY

Welcome to our extensive, free library of past webinars, demos, whitepapers, presentations and helpful hints. Use the topic boxes to the right to filter through and easily locate content. We are constantly adding new materials, so please check back often to see our latest content. Enjoy!

SEARCH RESOURCES

GO

SORT BY

Popularity

Date

Title

Type



RESOURCE TITLE

TYPE

GO

SHEDDING LIGHT ON CLOUD BI OPTIONS  
Amazon. IBM Cognos Cloud. Microsoft Power BI Service. Tableau Online.  
Azure.



BUSINESS  
STRATEGY



IBM COGNOS REPORTING TOOLS: FEATURE SET COMPARISON  
Visual Reference Guide



FEATURES



A COMPARISON OF POWER BI, TABLEAU & COGNOS  
Differentiators Demo'd



FEATURES



# Agenda

Introductions

The importance of clean data

Leveraging Power Query Editor

Demos

Senturus overview

Additional resources

Q&A





# Introductions

Patrick Powers

Data Scientist, Consultant and Trainer  
Senturus, Inc.

Michael Weinbauer

Director  
Senturus, Inc.



# Poll #1

How are you cleansing and transforming your data now?

- Conventional ETL tool (e.g. SSIS/Data Factory/Informatica)
- Self-service tool (e.g. Power Query Editor/Alteryx)
- Excel
- Programming language (e.g. Python)
- Other/none

# Why do you need to prepare data?





# Why do you need to prepare data?





# Good data vs. bad data

- Accurate
- Up-to-date
- Informational

# Data issues - examples

- Data is in the wrong format
- Data comes from multiple sources
- Data is at different granularity
- Data is not “analysis friendly”
- Outliers and data “mistakes”

# Leveraging PQE

- Power BI provides a built-in solution for data prep needs
- In addition to basic functions, PQE provides users with the ability to leverage M
- M allows users to create complex, advanced scripts to ensure data is properly configured for analysis

# Power BI demo



# Demos

## Basic transformations

- General cleansing
- Removing null values
- Removing columns
- Unpivoting data
- Add custom columns
- Merging queries

## Using M

- Working with an M script

# \$100 off Power Query training

Get & Transform Data with Power Query Editor

April 13, May 25, June 29

Instructor-led in the Senturus online classroom

Use coupon code **PowerQuery** at checkout (expires April 17)

<https://senturus.com/training/course-schedule/transforming-data-with-power-bi/>

See all Power BI training options

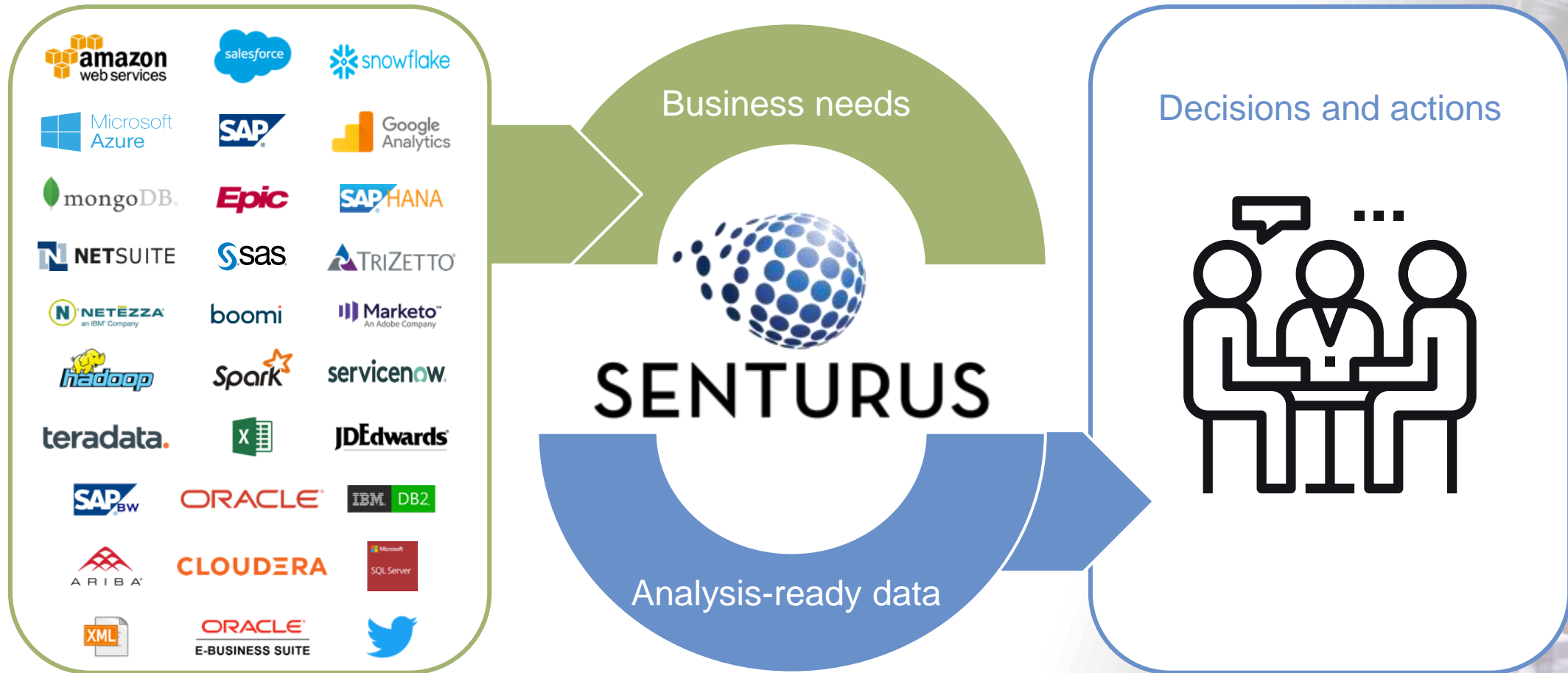
<https://senturus.com/training/powerbi/>

# The authority in Business Intelligence

Exclusively focused on BI,  
Senturus is unrivaled in its  
expertise across the BI stack.



# Bridging the gap





# Full spectrum BI services

- Dashboards, reporting and visualizations
- Data preparation and modern data warehousing
- Hybrid BI environments (migrations, security, etc.)
- Software to enable bimodal BI and platform migrations
- BI support retainer (expertise on demand)
- Training and mentoring

# A long, strong history of success

20+ years

1600+ clients

3000+ projects



# Expand your knowledge

Find more resources  
on the Senturus website:

[senturus.com/senturus-resources](https://senturus.com/senturus-resources)



# Upcoming event

## **6 Ways to Publish & Share Tableau Dashboards**

How-to demo and discussion of pros, cons and considerations

Thursday, Apr. 15, 2021, 11am PT/2pm ET

## **Power BI Paginated Reports**

Thursday, May 13, 2021, 11am PT/2pm ET





# Complete BI training



Power BI



Tailored group sessions




Mentoring



Instructor-led online courses



Self-paced learning



# Additional resources

## Unbiased product reviews



## Technical tips



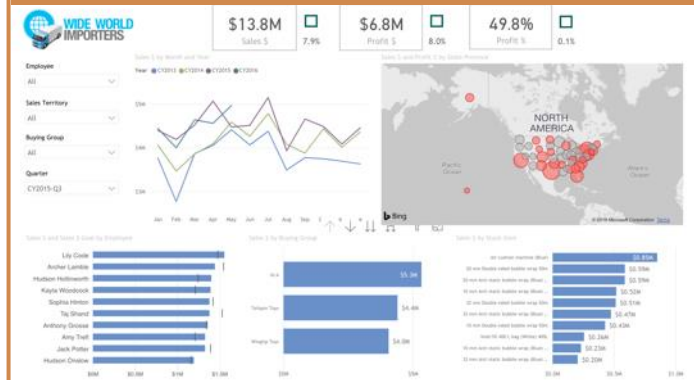
## Insider viewpoints



## More on this subject



## Product demos



## Upcoming events



# More on this topic

## Four Ways to Model Data in Power BI

Source and prepare your data for Power BI

<https://senturus.com/resources/power-bi-modeling-use-cases-desktop-to-enterprise/>



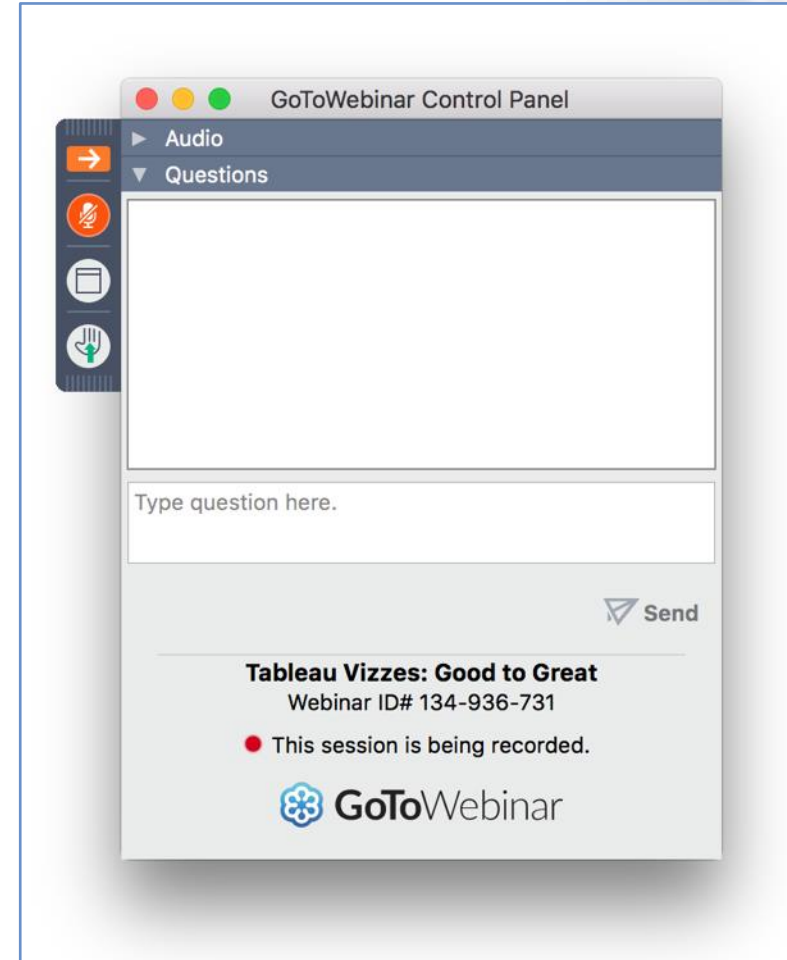


# Q & A

If your question or issue is broader than what we are able to answer today, contact us at:

[info@senturus.com](mailto:info@senturus.com)

and we will set up a free consultation.





# Thank You



## SENTURUS

---

[www.senturus.com](http://www.senturus.com)

888 601 6010

[info@senturus.com](mailto:info@senturus.com)

© 2021 by Senturus, Inc. This presentation may not be reused or distributed without the written consent of Senturus, Inc.