



SENTURUS

MIGRATING BI SYSTEMS?

**Optimize and Streamline Your BI Platform
Migrations - Failure Is NOT an option**

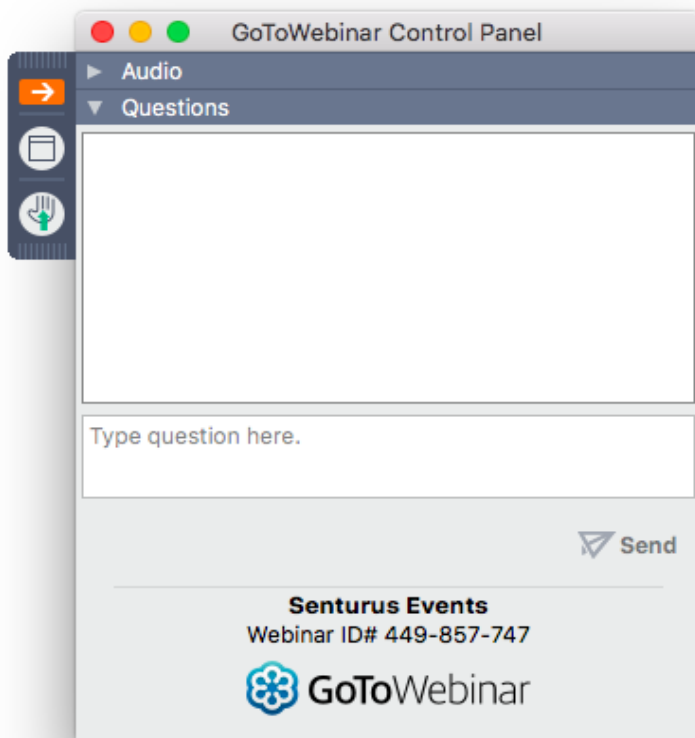


GoToWebinar Control Panel

Click arrow to restore full control panel



Submit questions here



Presentation Slide Deck

www.senturus.com/resources/

RESOURCE LIBRARY

Welcome to our extensive, free library of past webinars, demos, whitepapers, presentations and helpful hints. Use the topic boxes to the right to filter through and easily locate content. We are constantly adding new materials, so please check back often to see our latest content. Enjoy!

SEARCH RESOURCES

GO

SORT BY




Popularity

Date

Title

Type



RESOURCE TITLE	TYPE	GO
IBM COGNOS REPORTING TOOLS: FEATURE SET COMPARISON Visual Reference Guide	 FEATURES	→
SHEDDING LIGHT ON CLOUD BI OPTIONS Amazon. IBM Cognos Cloud. Microsoft Power BI Service. Tableau Online. Azure.	 BUSINESS STRATEGY	→
A COMPARISON OF POWER BI, TABLEAU & COGNOS Differentiators Demo'd	 FEATURES	→

Agenda

- Introductions
- Migration overview
- Migration challenges
- Migration phases and steps
- Model migration utility demo
- Senturus overview
- Additional resources
- Q&A

Introducing...Today's Presenters



Michael Weinbauer
Practice Area Director /
Solutions Architect
Senturus, Inc.



John Peterson
CEO and Co-Founder
Senturus, Inc.



SENTURUS

MIGRATION OVERVIEW

But First...What Is a “Migration?”

The old definition of migration - “simply” moving from one tool to another, no longer applies.



Migrations Come In Many Varieties

- Excel to Tableau, Power BI, Cognos, etc.
- Classic BI system to BI system
- Consolidation
- On-prem to cloud or hybrid
- In-house to managed services
- Centralized to self-service (aka IT to business)
- Standardized to “bimodal”
- Printed/fat client to any device
- Major version upgrade

Answer (Check all that apply):

☐ A, D, and E

☐ A, D, E, and F

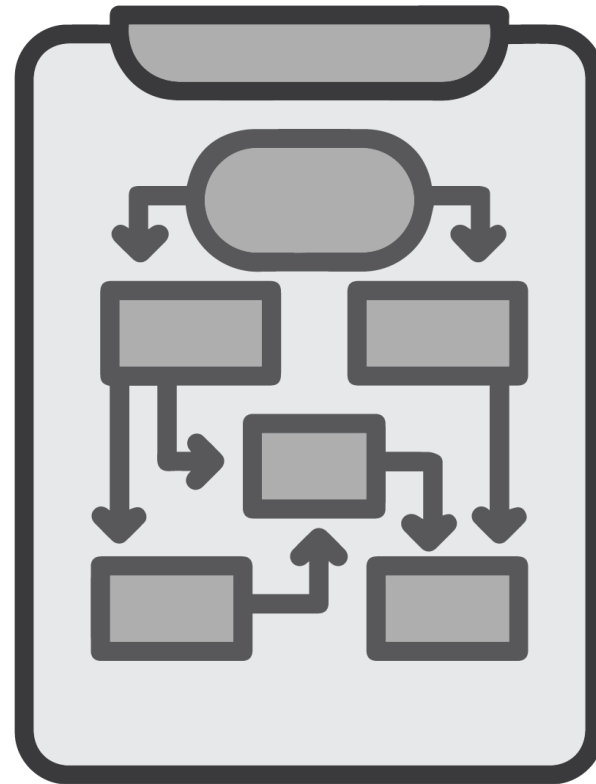
☐ A, D, E, F, G

☒ All of the Above

☒ Other

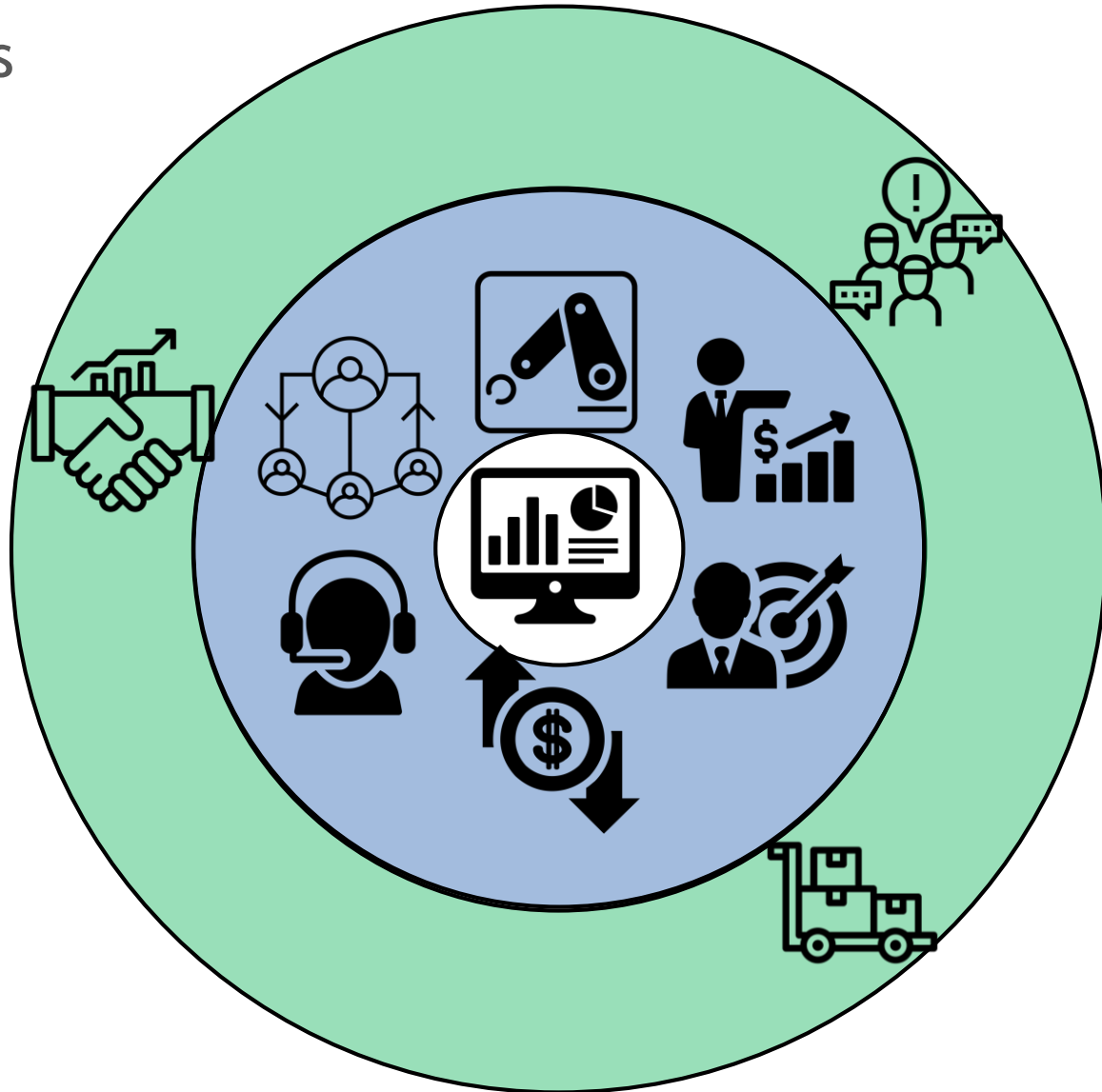
Migrations Are More Complex

- Simple lists to visual
- Static to interactive
- Printer/desktop to any device
- Single to multi-source
- On-prem to cloud/hybrid
- In-house to managed services
- Predictive/Prescriptive/ML/AI/NLP
- Embedded



Migration Scope is Ubiquitous

- All functional areas
- Cross boundary
 - Functional
 - Organizational



Migrations Are Mission Critical

"Companies who use analytics the best are:

- 2x more likely to have top quartile financial performance
- 3x more likely to execute decisions as intended
- 5x more likely to make decisions faster"- Bain

**“FAILURE IS NOT
AN OPTION”**

Gene Kranz
NASA Flight Director Gemini & Apollo Missions



Migration Challenges

- Lack of skillsets
 - Need in all tools/applications/environments
- Time/bandwidth
- Cost
- Risk



Poll #1


What are the biggest challenges you envision? (Select all that apply)

- Complexity/quantity of models/reports
- Lack of in-house skillsets
- Tool selection too complicated
- Cloud/managed services strategy
- Other

Why Are We Doing It?

What has precipitated the migration?

- M&A
- Business need
- Modernization
- Regulatory change
- Licensing costs
- Consolidation

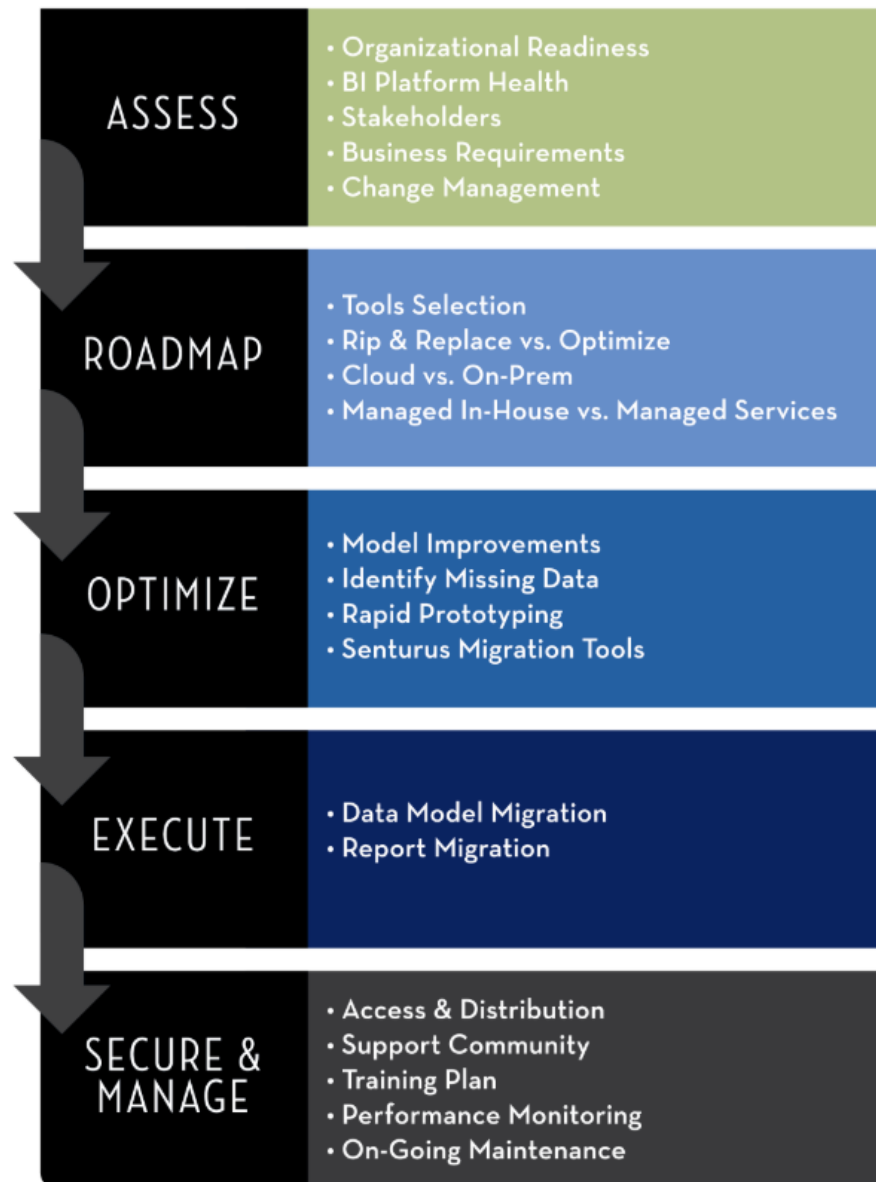


Poll #2

What issues are precipitating a possible migration?
(Select all that apply)

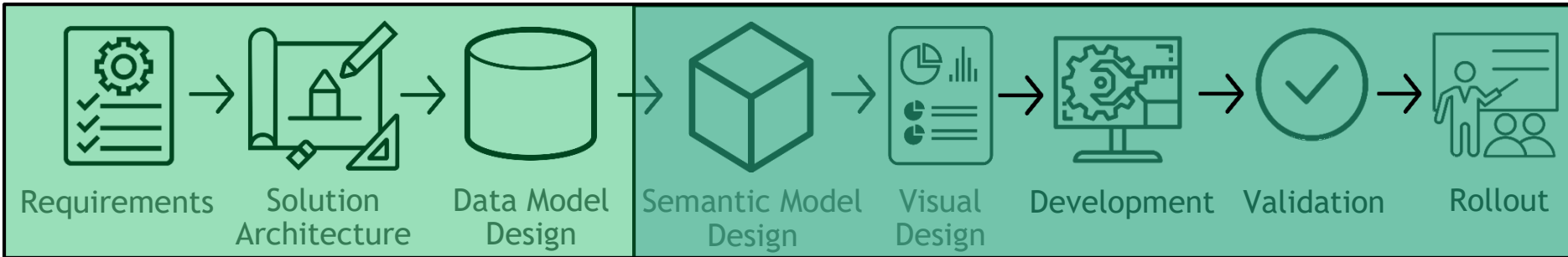
- Consolidation due to M&A/license cost
- Business need
- Modernization
- Not planning migration/co-existence?
- Other

The Senturus Migration Framework

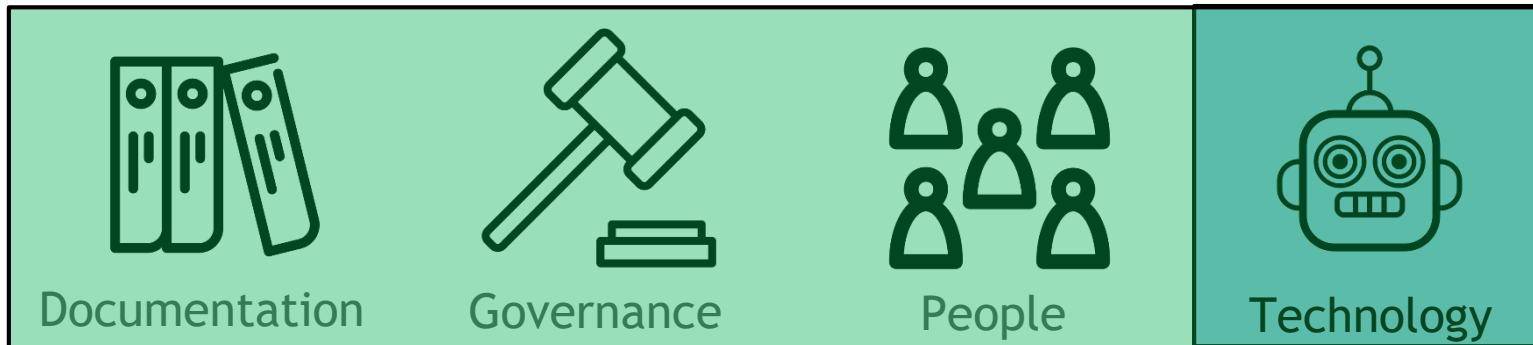


Look At The WHOLE Picture

Business Intelligence Project Phases



Supporting Structures



Assess - Organizational Readiness

ASSESS

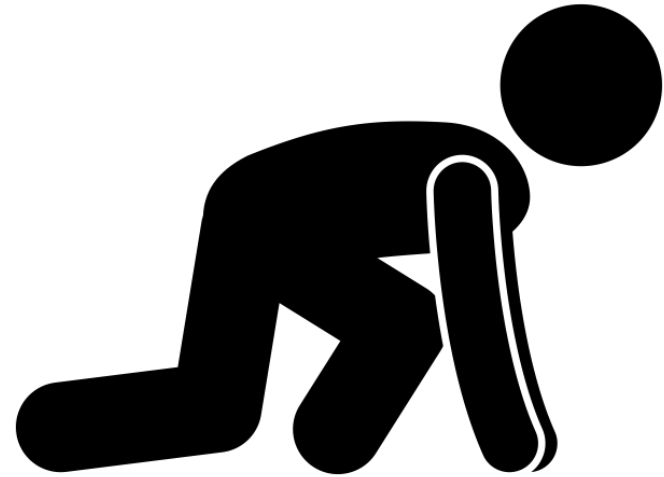
- Organizational Readiness
- BI Platform Health
- Stakeholders
- Business Requirements
- Change Management

- Executive sponsorship
- Cross-functional support - business and IT

“Culture of Analytics”

“DIGITAL DNA”

“Insights-
Driven”



Assess - BI Platform Health

ASSESS

- Organizational Readiness
- BI Platform Health
- Stakeholders
- Business Requirements
- Change Management

- Current system on fire? Or...
- Can we co-exist?



Assess - Stakeholders

ASSESS

- Organizational Readiness
- BI Platform Health
- Stakeholders
- Business Requirements
- Change Management

Anyone vested in project's success!



Assess - Business Requirements

ASSESS

- Organizational Readiness
- BI Platform Health
- Stakeholders
- Business Requirements
- Change Management



Assess - Change Management

ASSESS

- Organizational Readiness
- BI Platform Health
- Stakeholders
- Business Requirements
- Change Management

- Mitigation of negative impacts
- Watch our *Great BI - It's Not About The Tools!* webinar recording: <https://senturus.com/resources/great-bi-its-not-about-the-tools/>




Roadmap - Tool Selection

ROADMAP

- Tools Selection
- Rip & Replace vs. Optimize
- Cloud vs. On-Prem
- Managed In-House vs. Managed Services


- Driven by business requirements
- Try before you buy
- Mind the “consumption gap”
- Future-proof!
- Watch our *A Comparison of Power BI, Tableau and Cognos* webinar recording: <https://senturus.com/resources/a-comparison-of-power-bi-tableau-cognos/>



Roadmap - Rip & Replace vs. Optimize (vs. Augment?)

ROADMAP

- Tools Selection
- Rip & Replace vs. Optimize
- Cloud vs. On-Prem
- Managed In-House vs. Managed Services



Roadmap - Cloud Strategy

ROADMAP

- Tools Selection
- Rip & Replace vs. Optimize
- Cloud vs. On-Prem
- Managed In-House vs. Managed Services

- Which cloud?
- What type of cloud?
- Which components?
- Watch our *Shedding Light On Cloud BI Options* webinar recording: <https://senturus.com/resources/shedding-light-on-cloud-bi-options/>




Roadmap - In-House vs. Managed

ROADMAP

- Tools Selection
- Rip & Replace vs. Optimize
- Cloud vs. On-Prem
- Managed In-House vs. Managed Services

Managing and maintaining BI systems is complex and costly



Optimize - Identify Missing Data

OPTIMIZE

- Model Improvements
- Identify Missing Data
- Rapid Prototyping
- Senturus Migration Tools

Business Process	Date	Location	Employee	Customer	Product	Discount Type	Payment Type	Ingredient	Vendor	Delivery Type	Cost Center	G/L Account
Sales	x	x	x	x	x					x		
Discounts	x	x	x	x	x	x				x		
Payments	x	x	x	x			x			x		
Inventories	x	x	x					x		x		
Deliveries	x	x						x	x	x		
General Ledger	x	x								x	x	

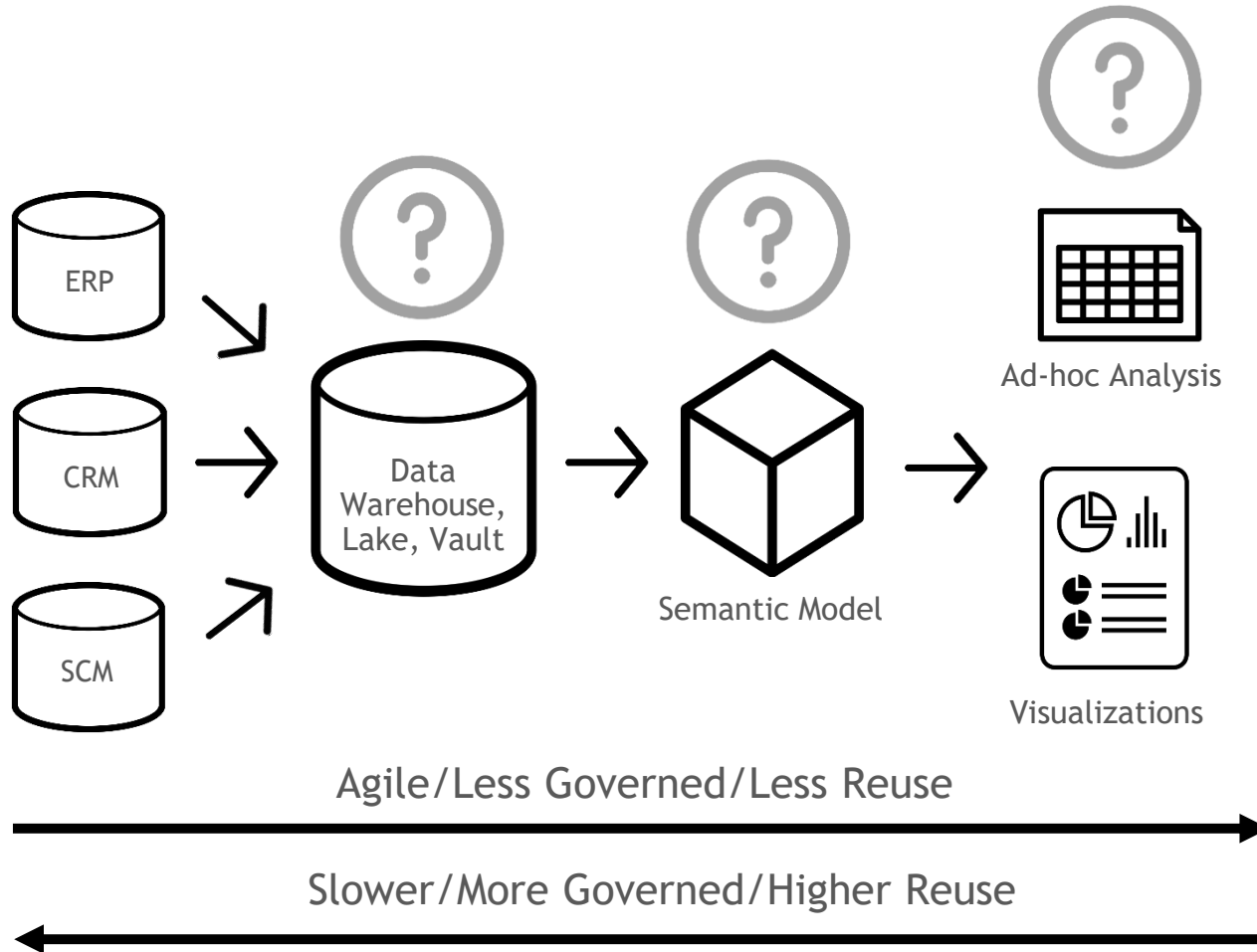
"You can't manage what you can't measure" - Smart Guy

"You can't have a digital organization without good data" - Roy Wang, Constellation Group

Optimize - Model Improvements

OPTIMIZE

- Model Improvements
- Identify Missing Data
- Rapid Prototyping
- Senturus Migration Tools



Optimize - Senturus Report Insights

OPTIMIZE

- Model Improvements
- Identify Missing Data
- Rapid Prototyping
- Senturus Migration Tools

- Catalog and inventory report logic
- Combine with audit reports to
 - Prioritize migration
 - Identify candidates for consolidation/reduction
- Reduce risk, cost, footprint, QA effort and time!



Optimize - Rapid Prototyping

OPTIMIZE

- Model Improvements
- Identify Missing Data
- Rapid Prototyping
- Senturus Migration Tools

80
20

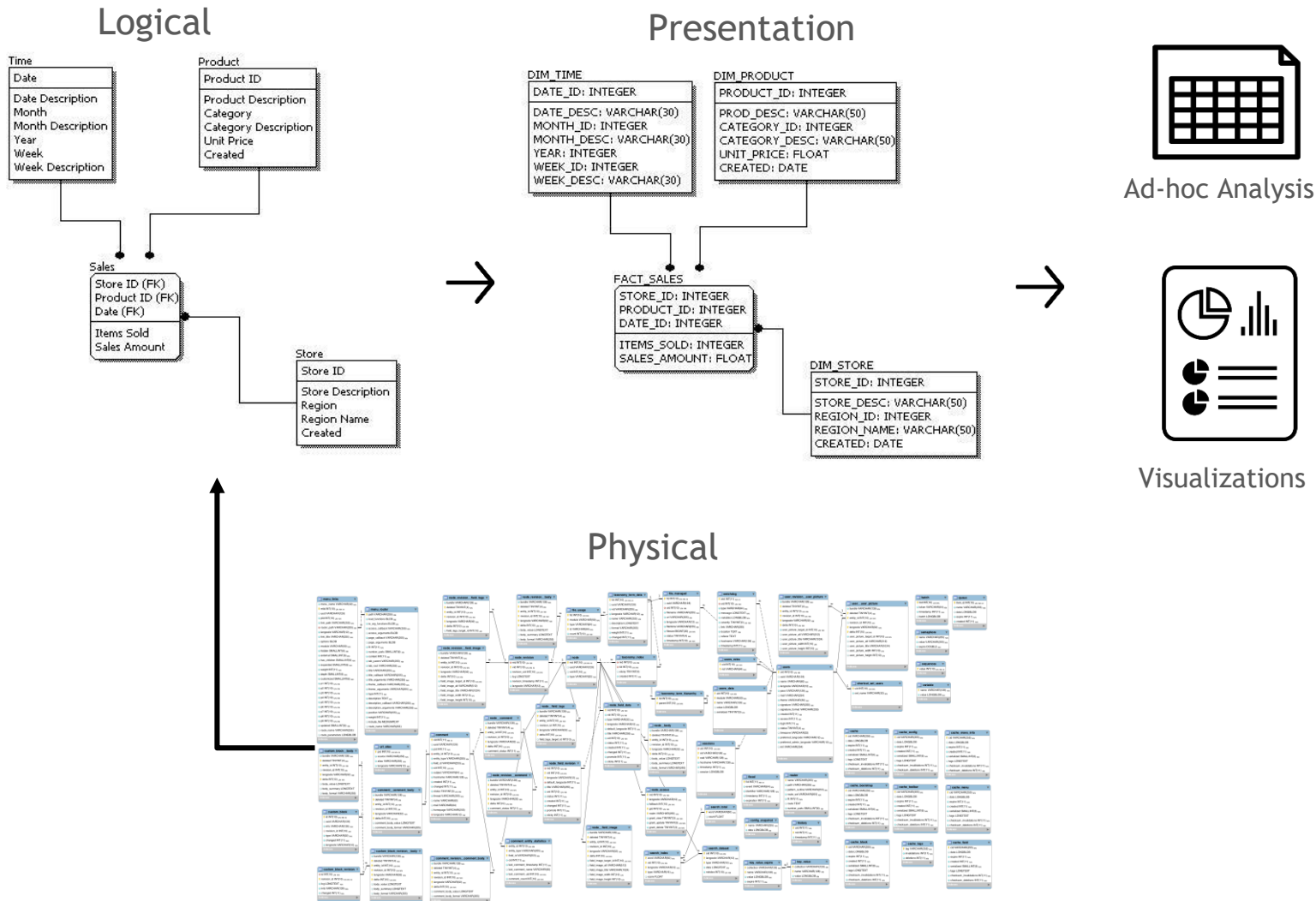
- Use wireframes and mockups
- Use the tools to iterate rapidly
- Adopt the Pareto Principle



Execute - Data Model Migration

EXECUTE

- Data Model Migration
- Report Migration





SENTURUS


DEMO

Execute - Report Migration

EXECUTE

• Data Model Migration
• Report Migration

- Understand logic and structure
- Maximize usage of new features



Secure & Manage - Access & Distribution

SECURE & MANAGE

- Access & Distribution
- Support Community
- Training Plan
- Performance Monitoring
- On-Going Maintenance

- Easy access for users, hard for anyone else
- Any device, any time



Secure & Manage - Support Community

SECURE & MANAGE

- Access & Distribution
- Support Community
- Training Plan
- Performance Monitoring
- On-Going Maintenance

- Many touchpoints
- Groom SME's




Secure & Manage - Training Plan

SECURE & MANAGE

- Access & Distribution
- Support Community
- Training Plan
- Performance Monitoring
- On-Going Maintenance

- Critical, often overlooked step
- Nurture “digital artisans”

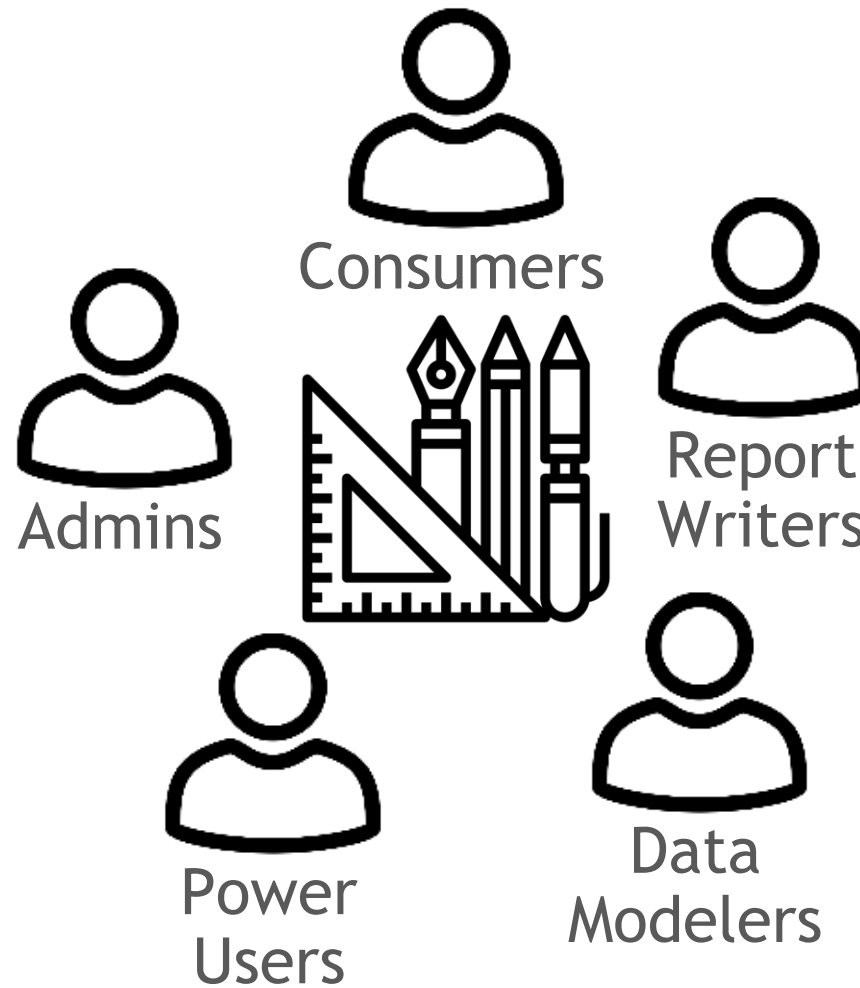


Created by privanka

Migration Overview - Roles

SECURE & MANAGE

- Access & Distribution
- Support Community
- Training Plan
- Performance Monitoring
- On-Going Maintenance




Secure & Manage - Performance Monitoring

SECURE & MANAGE

- Access & Distribution
- Support Community
- Training Plan
- Performance Monitoring
- On-Going Maintenance

- Performance is key to adoption
- Complexity makes this harder




Secure & Manage - On-going Maintenance

SECURE & MANAGE

- Access & Distribution
- Support Community
- Training Plan
- Performance Monitoring
- On-Going Maintenance

- Rapid change requires constant attention and resources
- Need to understand impact on lifecycle (Dev, Test, UAT, Prod)



Senturus Migration Benefits



Faster

Reduce time spent migrating and start getting value out of your modern BI tools.



Reduced cost and risk

Not only are model migrations up to 70% faster, but they are more accurate, reducing cost and risk.



Increased trust in the data

Migrating from vetted data models and using best practice deployments increases trust in the data, improving adoption rates.



Improved security

Following best practices for deployment and governance reduces risk associated with data management.



Superior performance

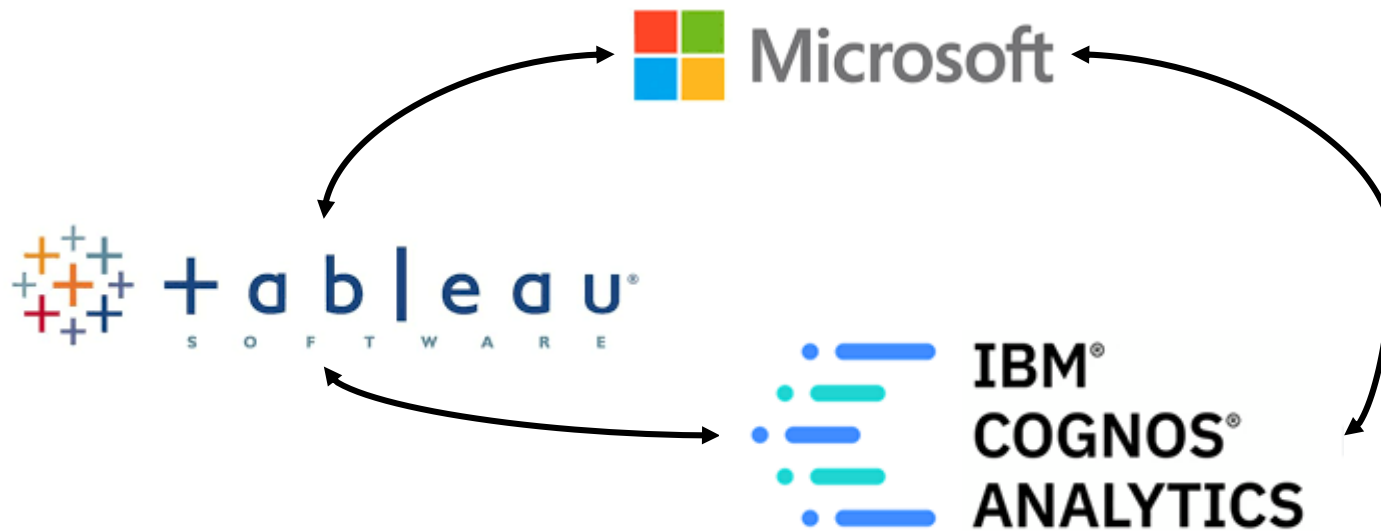
Properly modeled data deployed according to best practices results in better performance, which in turn improves adoption, user satisfaction and ROI.

Summary

- Migrations are varied, complex, ubiquitous, critical
- Approach holistically and methodically
- Many organizations lack critical elements and skills to succeed
- Automation can help
- Consider help with important elements, such as:
 - Assessment
 - Tool selection
 - Cloud and managed services
 - Implementation
 - Training/enabling self-service

Broad and Deep Platform Support

Our experts have experience migrating to and from many platforms!



How Senturus Can Help Make You Successful

Data model and report migration tools

Assessment, roadmapping, tool selection

Implementation

Training and enablement



Visit <https://senturus.com/analytics-platform-migrations/> for more information!

Free Proof of Concept

ASSISTANCE MIGRATING METADATA MODEL

Try our **FREE** proof of concept model migrations and report rebuild!

We will:

- Migrate portion of model
- Walk through report rebuild
- Provide recommendations for accelerated migration

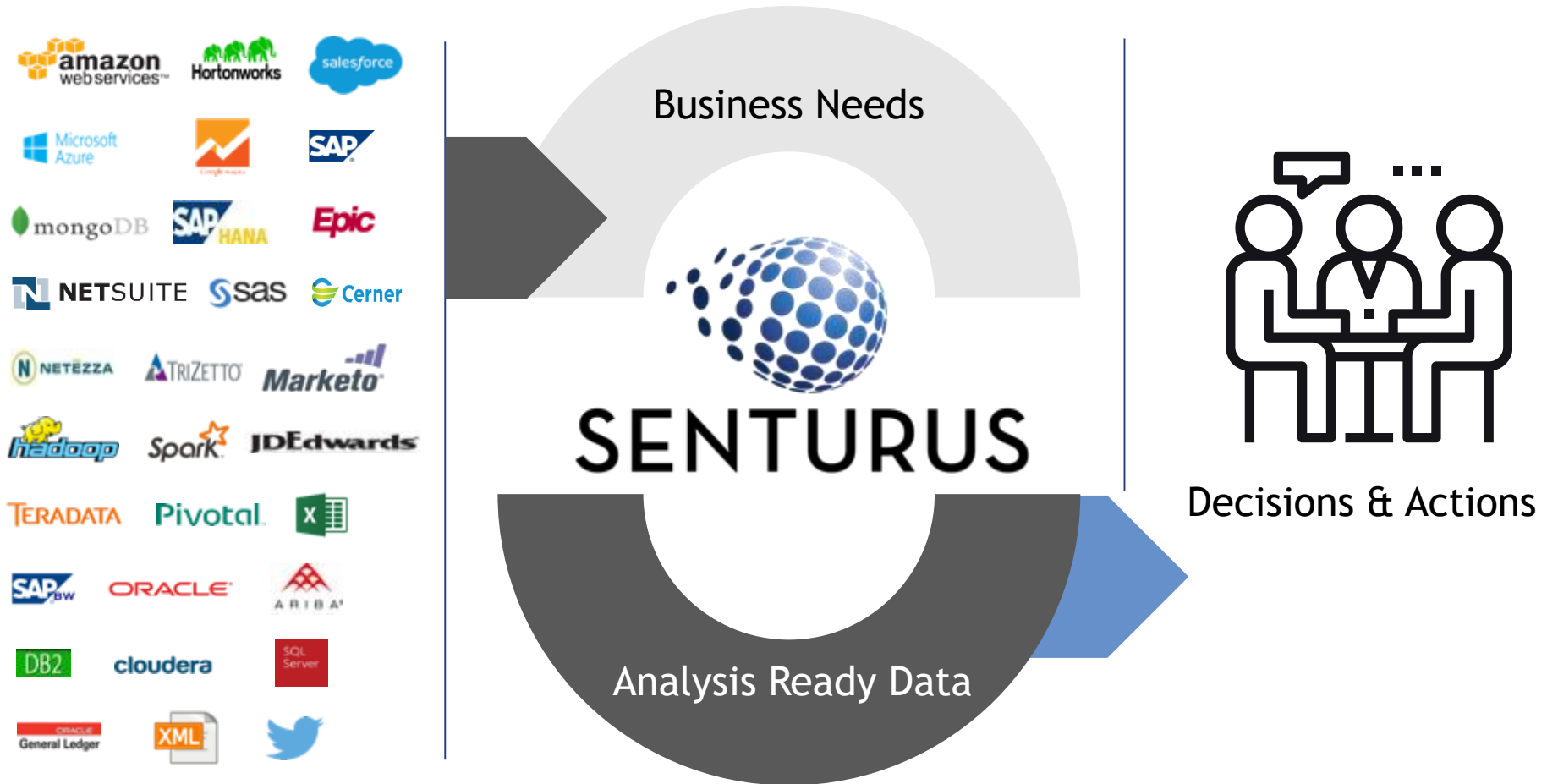


SENTURUS

WHO WE ARE

Business Analytics Consultants

Bridging the Gap between Data & Decision Making



Business Analytics Architects

- Dashboards, reporting & visualizations
- Data preparation & modern data warehousing
- Self-service business analytics
- Salesforce reporting
- Proprietary software to enable bimodal BI and platform migrations



1200+ Clients, 2000+ Projects, 18+ Years



AeroPrecision



KORBEL®





SENTURUS

ADDITIONAL RESOURCES

Upcoming Events

www.senturus.com/events



TABLEAU DASHBOARDS THAT CAPTIVATE & COMMUNICATE

CHARACTERISTICS OF WELL-DESIGNED, INTERACTIVE
DASHBOARDS

Thursday, May 30 - 11am PT (2pm ET) - 60 minutes



USE VISUAL ANALYTICS TOOLS WITH TRUSTED COGNOS DATA

SENTURUS ANALYTICS CONNECTOR ENABLES BI-
MODAL BI

Thursday, June 6 - 11am PT (2pm ET) - 60 minutes

Free Resources

www.senturus.com/senturus-resources/



UPCOMING EVENTS



RESOURCE LIBRARY



BLOG

References In This Presentation

<http://www.senturus.com/resources/>

[Shedding Light On Cloud BI Options](#)

[A Comparison Of Power BI, Tableau and Cognos](#)

[Great BI - It's Not About The Tools!](#)

[BI Platform Migrations](#)

[Senturus Analytics Connector](#)

[Rapid Prototyping](#)

[IBM Cognos Analytics Upgrade Service](#)

Training Options

<https://senturus.com/training/>



REGULARLY SCHEDULED COURSES

We hold more than a dozen live, hands-on, interactive courses in our virtual classroom each month. Course topics cover the breadth of the skillset for Cognos Analytics and Tableau.



LARGE GROUP AND PRIVATE INSTRUCTION

We offer many ways for your organization to access private Cognos, Tableau and Power BI training including onsite or online group courses and individual/small group mentoring.



SELF-PACED LEARNING

Highly cost effective approach to learning fundamental concepts and light technical skills with courses designed to address real-life applications.

\$49 Cognos Training

<https://senturus.com/computer-based-training/>

- Self paced audio-visual instruction
- Easily digestible chapters
- Downloadable course manual

IBM COGNOS ANALYTICS OVERVIEW AND NEW FEATURES JUMPSTART

\$49.00 – \$99.00

IBM COGNOS SELF-SERVICE ANALYTICS WITH DASHBOARDS AND DATA MODULES

\$49.00 – \$99.00

IBM COGNOS ANALYTICS V11 NEW FEATURES FOR EXPERIENCED AUTHORS

\$49.00 – \$99.00

BEGINNING PROFESSIONAL REPORT AUTHORING WITH IBM COGNOS ANALYTICS

\$49.00 – \$99.00

AUTHORING PROFESSIONAL REPORTS WITH DIMENSIONAL DATA IN IBM COGNOS ANALYTICS

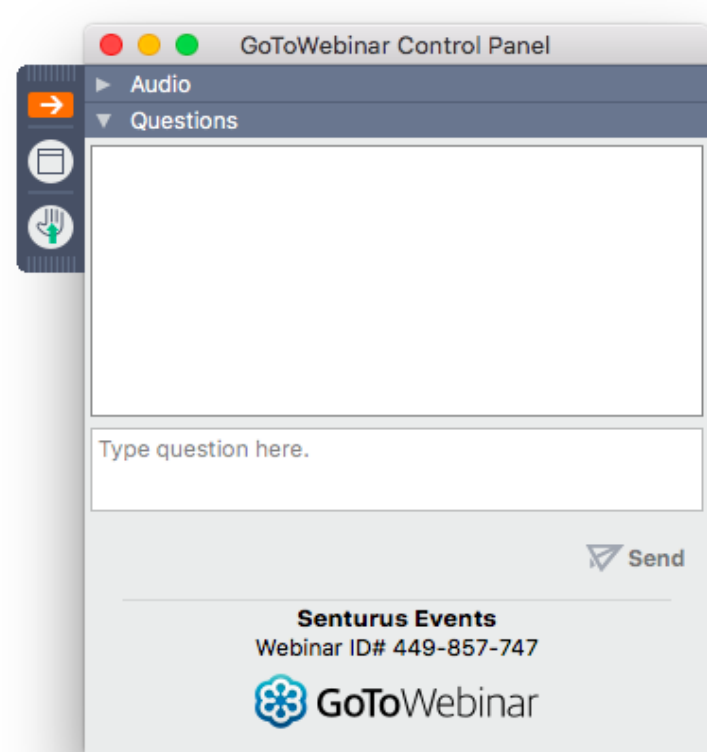
\$49.00 – \$99.00

Q&A

If your question or issue is broader than what can be answered today, contact us at

info@senturus.com

and we will set up a free consultation.



Thank You!

www.senturus.com
info@senturus.com
888 601 6010



Copyright 2019 by Senturus, Inc.
This entire presentation is copyrighted and may not be
reused or distributed without the written consent of
Senturus, Inc.

