



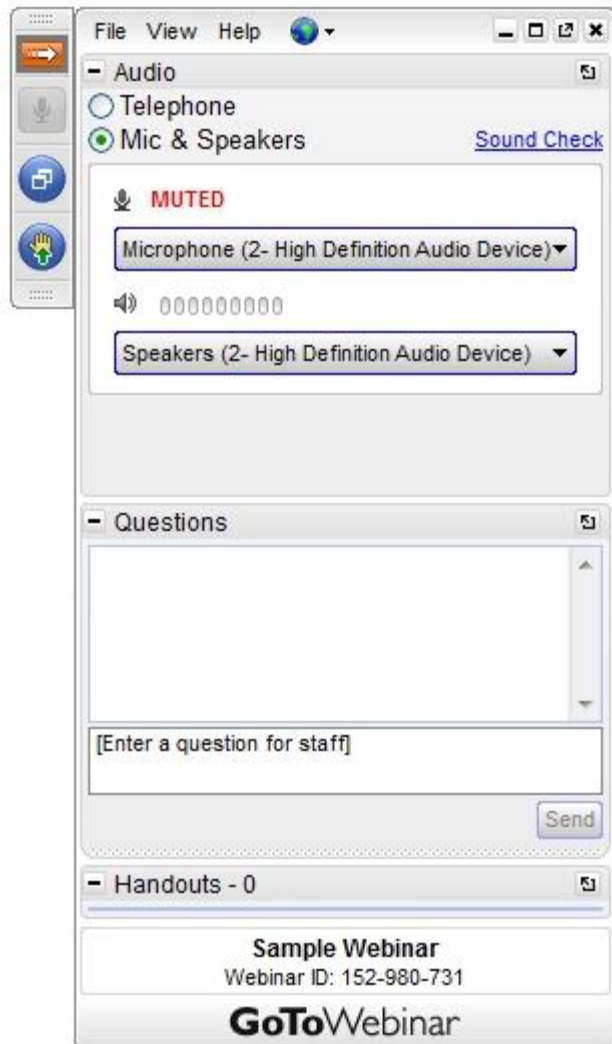
SENTURUS

HOW TO CREATE A COGNOS ANALYTICS DASHBOARD

Using the New Drill-Down Feature



GoToWebinar Control Panel



Click arrow to restore full control panel



Submit questions here

Presentation Slide Deck

www.senturus.com/resources/

RESOURCE LIBRARY

Welcome to our extensive, free library of past webinars, demos, whitepapers, presentations and helpful hints. Use the topic boxes to the right to filter through and easily locate content. We are constantly adding new materials, so please check back often to see our latest content. Enjoy!

SEARCH RESOURCES

SORT BY





Popularity

Date

Title

Type

⬆
⬇
⬆

RESOURCE TITLE	TYPE	GO
EMBEDDING TABLEAU IN SALESFORCE DASHBOARDS A How-To Primer with Demos	 TIPS & TRICKS	→
IBM COGNOS ANALYTICS RELEASE 7+ AUTHORIZING IMPROVEMENTS Demos of New and Reintroduced Features	 TIPS & TRICKS	→
TIPS FOR INSTALLING COGNOS ANALYTICS Configuring and Installing the Server	 TIPS & TRICKS	→
ADVANCED ANALYTICS IN TABLEAU: USE THE FORCE! Built-In Functions and 3rd Party Tools for Deeper Data Insights	 BUSINESS STRATEGY	→

Agenda

- Introductions
- Cognos Analytics dashboard releases overview
- Demo
 - Creating dashboards from a relational source
 - Add drill through reports to dashboard
 - Creating dashboards from files
- Senturus overview
- Additional resources
- Q&A

Introducing...Today's Presenters



Pedro Ining
Senior BI Architect
Senturus, Inc.



Kay Knowles
Account Manager
Senturus, Inc.

Poll

Which dashboarding tools does your organization currently use? (select all that apply)

- Cognos
- Excel
- Tableau
- Power BI
- Other/None

Cognos Analytics Dashboard Enhancements

R5 - November 2016

- FM packages in dashboards
- Mapping and new visualizations

R6 - March 2017

- OLAP support in dashboards
- Dashboard widget connectivity
- Mapping enhancements
- Storytelling enhancements

R7 - August 2017

- New UI for portal, dashboard and modules
- Filter enhancements
- Additional visualizations

R9 - December 2017

- Latitude/longitude support
- Full screen mode

R10 - March 2018

- [Drill-thru to reports](#)
- [PDF printing](#)

R11 - May 2018

- Custom polygons for mapping
- Data caching in dashboards



SENTURUS

DEMOS

Demo Outline

- Review dashboard drill-through concept
- Create a relational dashboard
 - Review relational target report
 - Connect relational dashboard to relational target report
 - Connect relational dashboard to an OLAP PowerCube target report



SENTURUS

Summary Wrap-up

Dashboard Art of the Possible

Bring us a dated, labor intensive, high-visibility report (in Excel or other) and one of our senior BI architects will show you what is possible with improved visualizations and self-service capabilities in Cognos Analytics, Tableau or Power BI.

During this short engagement we will:

- Understand business needs
- Conduct a data preparation/architecture review and provide recommendations
- Review deployment plans and security requirements
- Interpret requirements to optimize BI reporting
- Produce sample report or dashboard
- Discuss training options

TM1, Cognos Analytics & Tableau Training

<http://www.senturus.com/training/course-schedule/>

PLATFORM	VERSION	TOOL	TITLE	DATE	GO
IBM COGNOS	11.0.7	COGNOS ANALYTICS	DIMENSIONAL REPORT AUTHORIZING	JUN 04 - JUN 05	→
IBM COGNOS	11.0.7	SYSTEM ADMINISTRATION	SYSTEM ADMINISTRATION	JUN 05 - JUN 06	→
TABLEAU	10	DESKTOP	EXPERT TABLEAU DEVELOPMENT	JUN 06	→
IBM COGNOS	11.0.7	COGNOS ANALYTICS	ADVANCED PROFESSIONAL REPORT AUTHORIZING	JUN 07 - JUN 08	→
TABLEAU	10	DESKTOP	DATA VISUALIZATION AND DASHBOARDING FUNDAMENTALS	JUN 12	→
IBM COGNOS	11.0.7	COGNOS ANALYTICS	SELF-SERVICE DATA MODULES AND DASHBOARDING	JUN 14	→



SENTURUS

WHO WE ARE

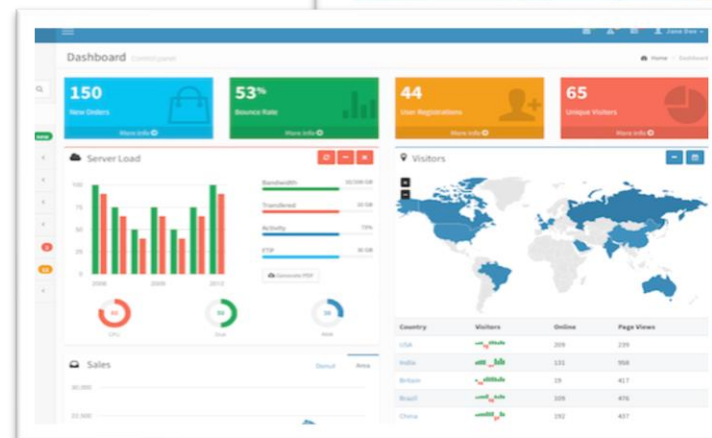

Business Analytics Consultants

Bridging the Gap Between Data & Decision Making



Business Analytics Architects

- Dashboards, Reporting & Visualizations
- Data Preparation & Modern Data Warehousing
- Self-Service Business Analytics
- Big Data & Advanced Analytics
- Planning & Forecasting Systems
- Proprietary Analytics Connector Software



1200+ Clients, 2000+ Projects, 17+ Years



SEPHORA



KELLY-MOORE
PAINTS™



fb FREMONT BANK



CRC
HEALTH GROUP



NETGEAR®
Connect with Innovation™

U.S. AIR FORCE

Genentech
A Member of the Roche Group



National
Semiconductor

KORBEL®
CALIFORNIA CHAMPAGNE



lisi AEROSPACE



MEYER®

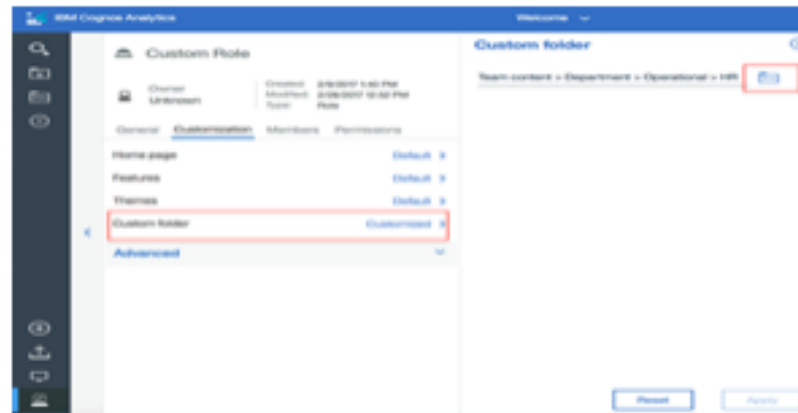


TriNet
Ambitions realized™



Upcoming Events

www.senturus.com/events



COGNOS ANALYTICS PORTAL TABS ARE BACK!

TRICKS FOR DEFINING CUSTOM LANDING PAGES FOR USERS

Thursday, June 14, 2018 - 11am PT (2pm ET) - 60 minutes

Visit Our Free Resource Library and Blog

<http://www.senturus.com/senturus-resources/>



RESOURCE LIBRARY

An extensive, free library of past webinars, demos, whitepapers, presentations, helpful hints and more.



BLOG

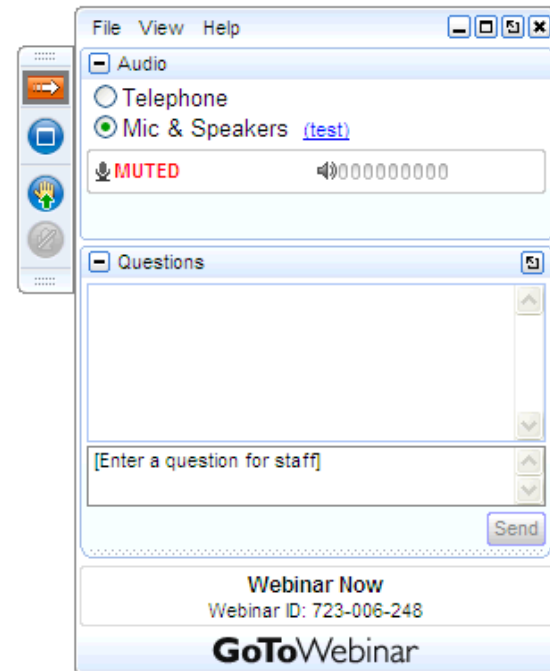
A great place to find out what's top of mind at Senturus.

Q&A

If your question or issue is broader than what can be answered today, contact us at

info@senturus.com

and we will set up a free consultation.



Thank You!

www.senturus.com
info@senturus.com
888 601 6010



Copyright 2018 by Senturus, Inc.
This entire presentation is copyrighted and may not be
reused or distributed without the written consent of
Senturus, Inc.