



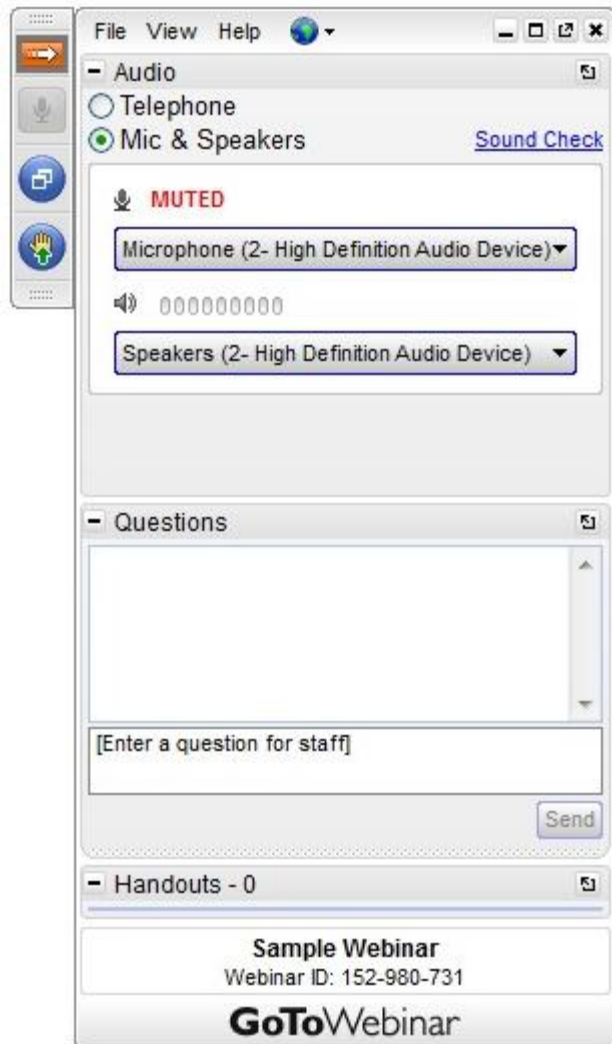
SENTURUS

COGNOS ANALYTICS AUGUST 2017 ENHANCEMENTS

**11.0.7 Demos and Q&A with the
IBM Product Team**



GoToWebinar Control Panel




Click arrow to restore full control panel



Submit questions here

Presentation Slide Deck

<http://www.senturus.com/resources/>



RESOURCE LIBRARY

An extensive, free library of past webinars, demonstrations, whitepapers, presentations, helpful hints, and more.

Agenda

- Introductions
- Overview of Cognos Analytics Releases
- What's New in R7
- Senturus Overview
- Additional Resources
- Q&A

INTRODUCING...TODAY'S PRESENTERS



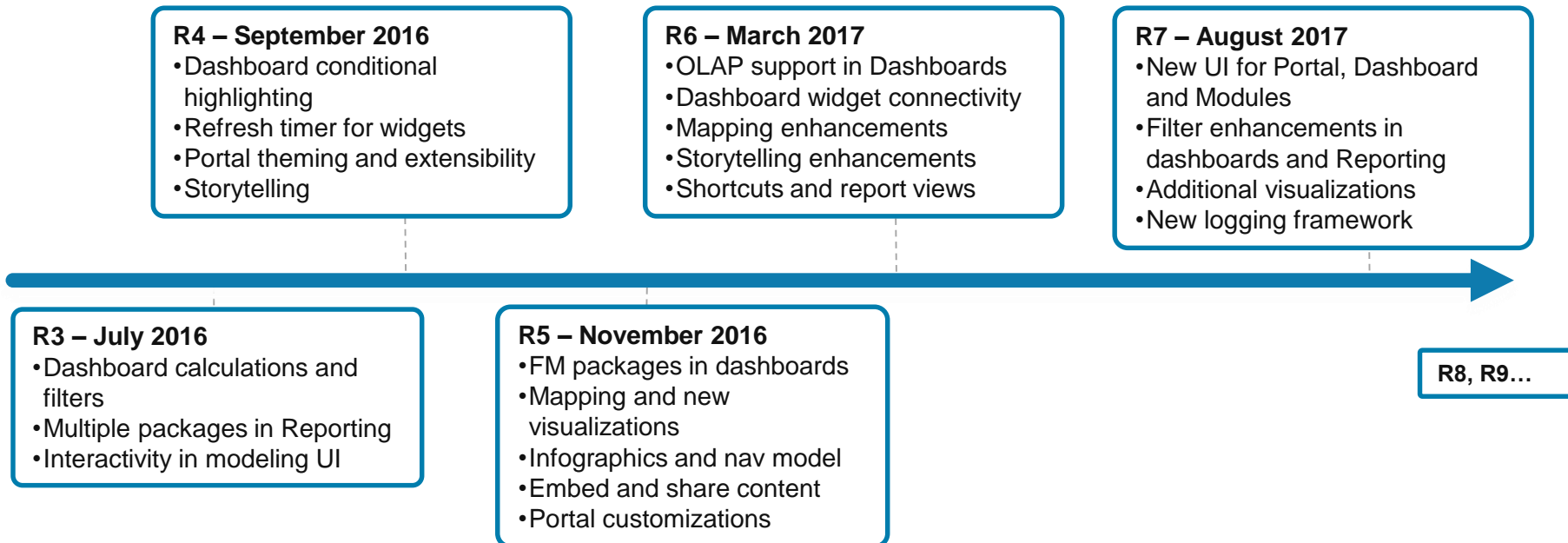
Nic Leduc
Product Manager
Cognos Analytics



Jim Frazier
VP of Client Services
Senturus, Inc.

Cognos Analytics releases

- Continuous delivery for on premise and on the Cloud
- Contains defect fixes and enhancements
- Installs on top, it preserves your settings and configuration



Highlights – R7

Make the old new

- Updated Dashboard, Modeling and Navigation User Experiences
- Package based drill in interactive viewer
- New logging framework
- PowerPlay 11

Easier & easier to use

- Dashboard filter dock
- Filter Panel
- My parameters
- Interactive performance assistant

Make it your own

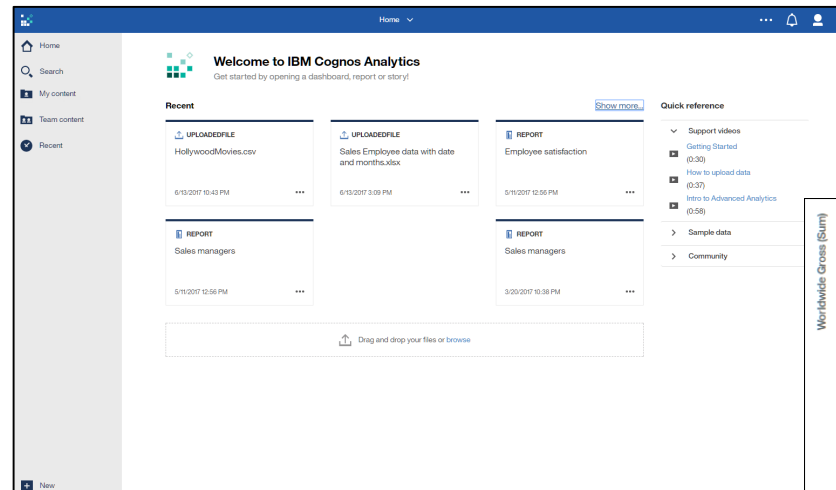
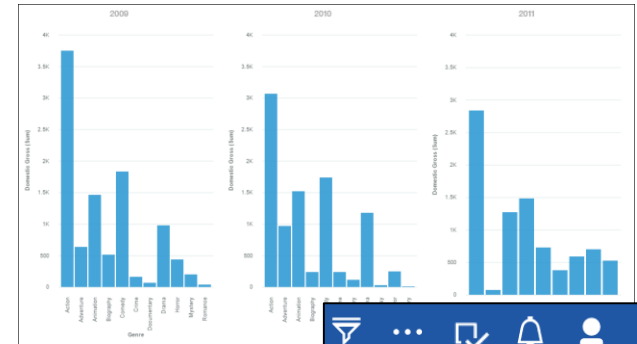
- 3rd party OpenID connect support
- Image library extension

Communicate Findings through Storytelling

- Animated Path transitions

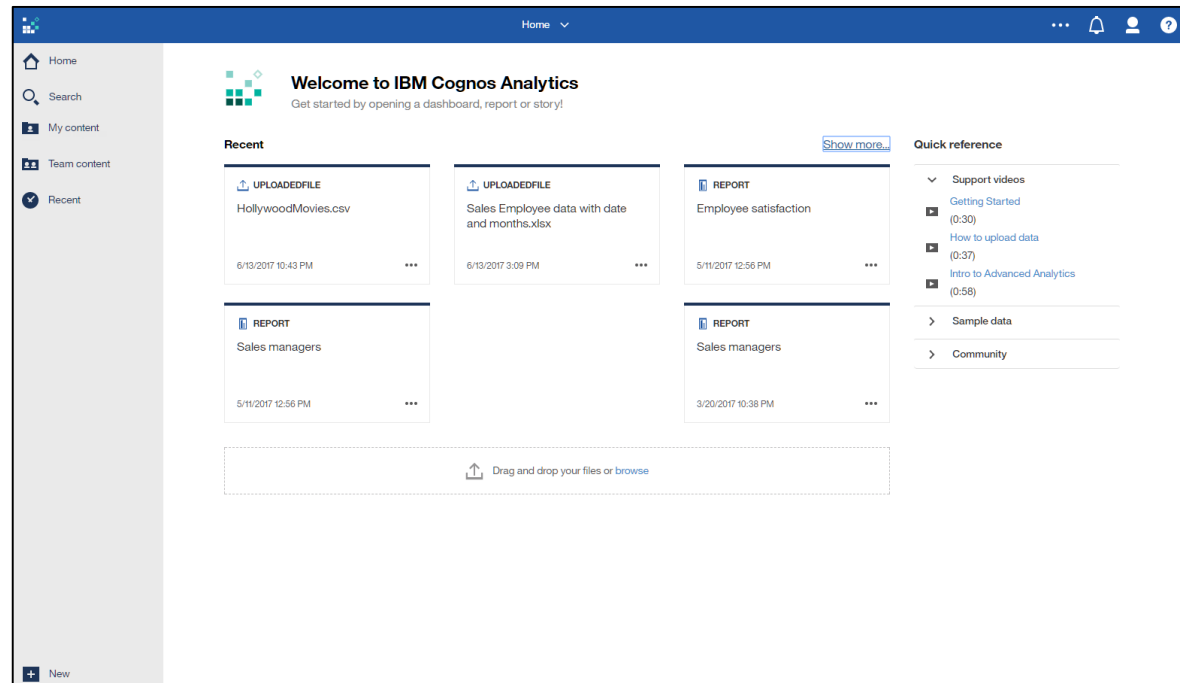
See things clearly with Visualization Enhancements

- Maps in Reports
- Measures on Axis
- Labels (Single and Multiple)
- Repeaters
- New visualizations (Network, 100% stacked)



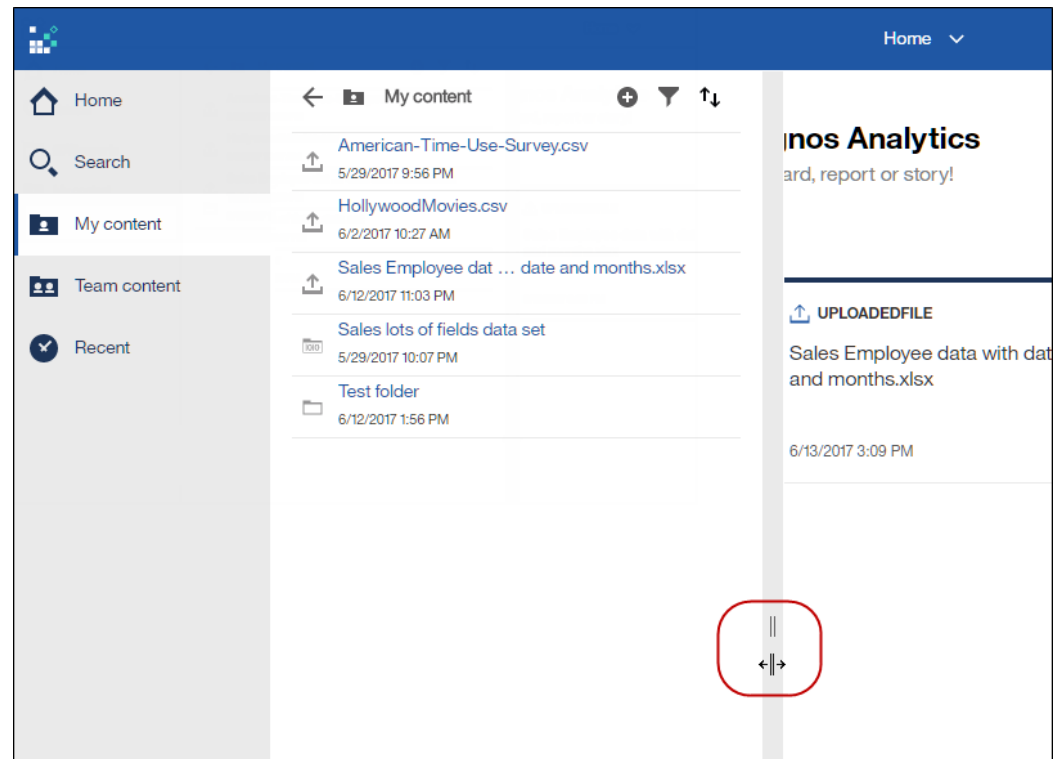
Home page

- Redesigned Welcome page
- Easier to get started
- Quick reference links
- Recent items tiles



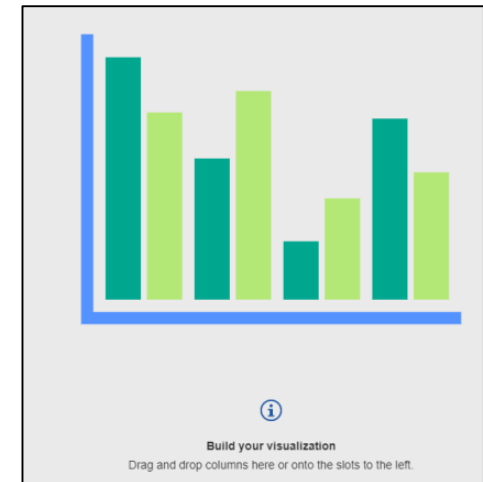
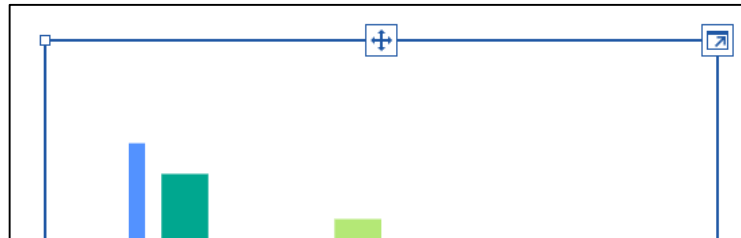
Content navigation

- Redesigned navigation pane
- Single panel that now stretches
- Names automatically adjust to best fit the available width



Dashboard – Look and feel

- New icons
- Left-click versus right-click actions
- Stretchable sources panel
- Data tray now hidden in consumption mode
- Moving widgets on the canvas



Dashboard - Filter enhancements

- Filter dock above the canvas
 - Frees up the canvas
 - Widgets are not affected by highlighting
 - Check boxes, sliders, hierarchy tree, calendar
- Condition-based filters (starts with...)
- Top/bottom on n values or percentile

Top or bottom

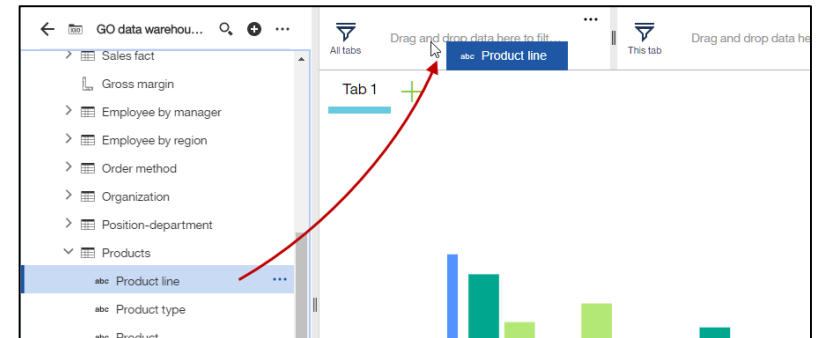
Number of results

Between 1-100

Show

☒ Top count
☐ Top %
☐ Bottom count
☐ Bottom %

By



Filter

Employee name

Add a filter condition

Search

☐ Aaghie Heiman
☐ Aaltje Hansen
☐ Abel Antunes

Set filter condition

Contains

Enter a value

+ Add another condition

Clear conditions

Apply

Dashboards - Advanced calculations

- Invoked from a single or multiple values
- Simple and advanced calculations
- Expression editor for more complex calculations

Edit calculation ✕

Column name

Goal

Create a calculation

Revenue

%

Planned revenue

↔

[Use calculation editor](#)

OK

Cancel

Calculation editor ✕

Search

newModel

Sales Employee... Months Xlsx

Year

Quarter

Month

Month (numeric)

Date

Employee name

Branch region

Country

Province or State

Product line

Product type

Unit price

Name

Goal

Expression

$$\frac{(\text{Sales_Employee_data_with_date_and_months_xlsx_1.Revenue}}{(\text{Sales_Employee_data_with_date_and_months_xlsx_1.Planned_revenue} * 1.0)}$$

co	
CONTAINS	Keyword
cos	trigonometry
coshyp	trigonometry
count	Summary
coalesce	conversion
arccos	trigonometry
_second	Time
_add_seconds	Time

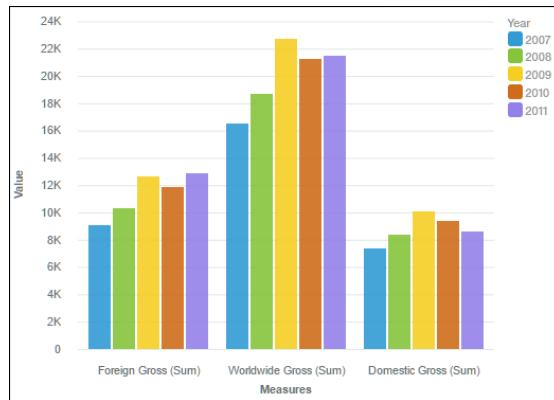
Validate

OK

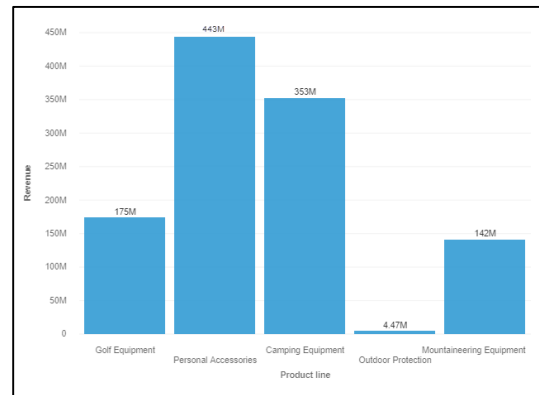
Cancel

Dashboards - Visualization enhancements

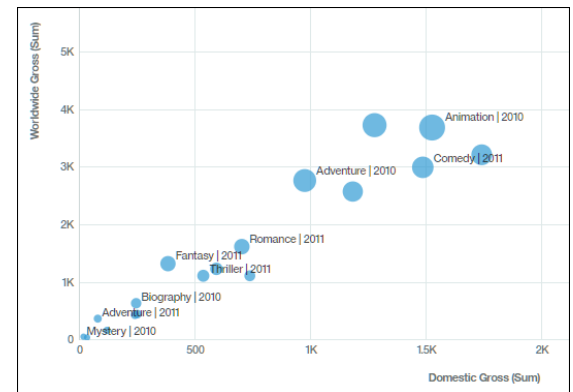
Measures as attributes on axis



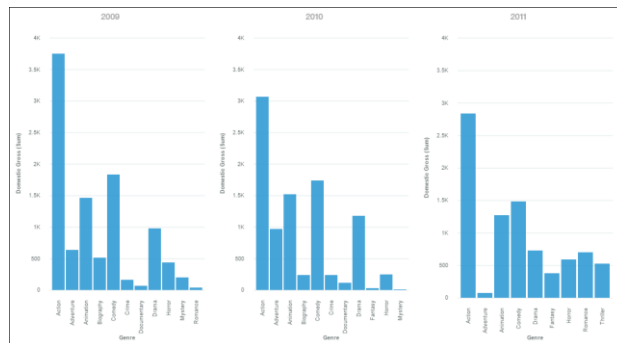
Values on the charts



Multiple attributes per label



Repeaters



Others

- Additional nested edges on crosstabs
- New visualizations (Network, 100% stacked)
- Better label placement


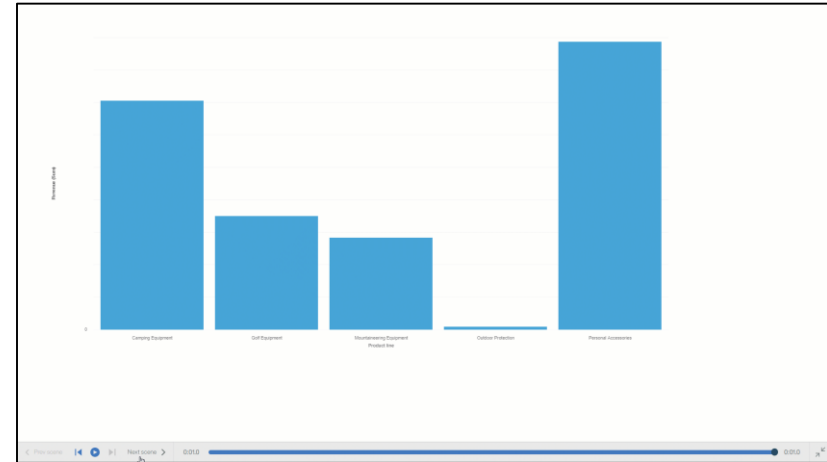
Storytelling

Animated Path

- Allow transitions to keep items on the screen while directing focus to another area

Image upload extension

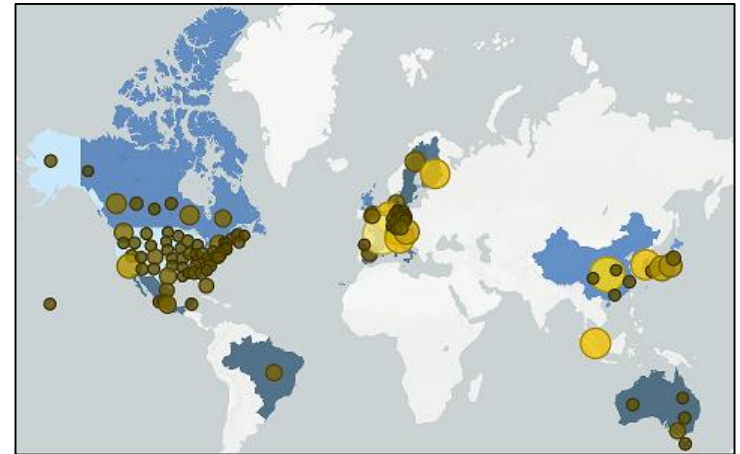
- Administrator controlled library of images uploaded via extensions that can be used across dashboard and stories
- Cloud users: reach out to IBM Support



Reporting

Maps in standard reports

- Supports two independent or joined layers
- Pan & Zoom, tooltips, maps styles
- Warning dialog show all unmatched locations



Navigation groups from data modules

- Navigation groups visible under Data items tab of metadata panel
- Supports navigate to any levels defined in a data module

Source		Quantity	
Data items		2013	2012
Navigation groups			
Retailer country - Postal			
Retailer country			
Province or State			
City			
Postal code			
Product line - Product			
Product line			
Product type			
Product			
Product line - Quarter			
Product line			
Product type			
Year			

Quantity		2013	2012
Mountaineering Equipment		766,814	857,202
Outdoor Protection		189,222	380,789
Personal Accessories		1,974,829	2,741,240
Camping Equipment		1,442,220	1,850,493
Golf Equipment		236,354	313,564

< Product line - Product >

☒ Product line

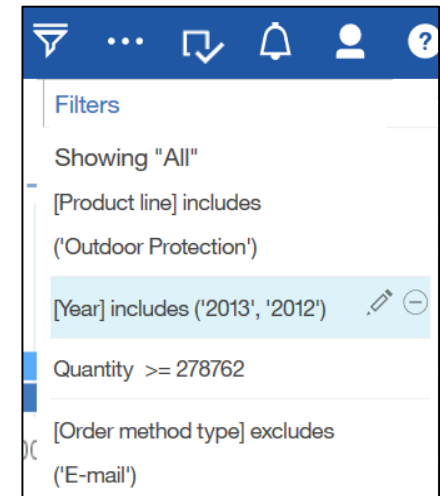
☐ Product type

☐ Product

Reporting

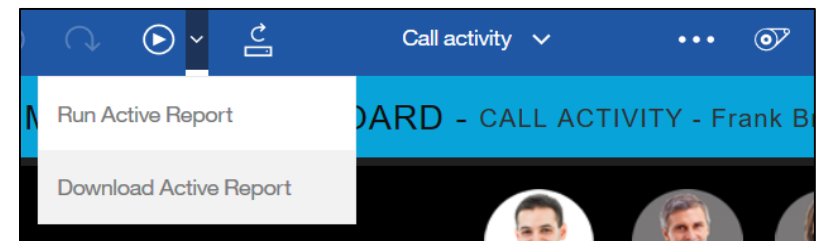
Interactive filtering panel in viewer

- Overview of all filters applied to the current report
- Allows direct editing
- Dynamically highlight report objects with each filter



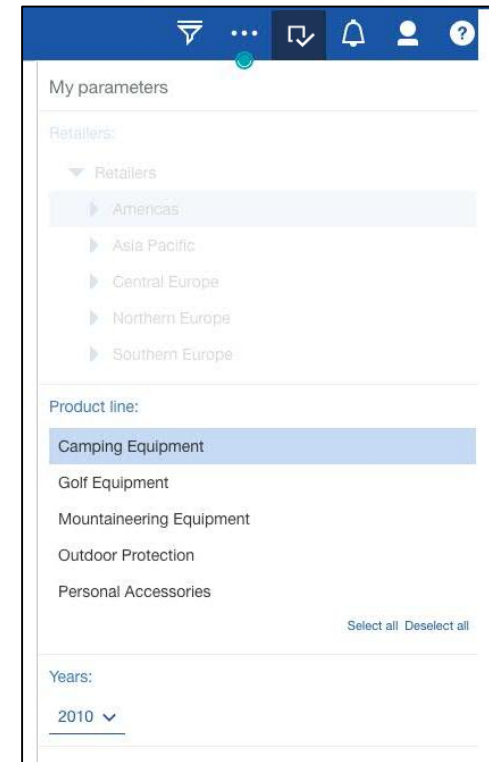
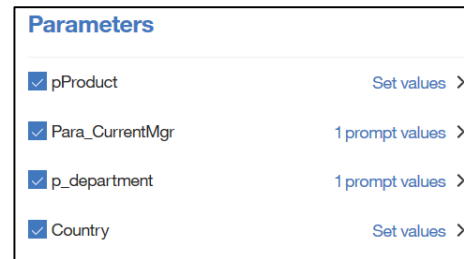
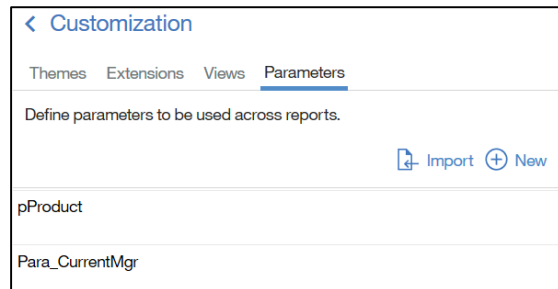
Active Report

- Users can download an active report directly within the viewer
- Active reports now appear under the switcher



Reporting – My parameters

- Filter multiple reports using the same parameter values
- Administrator sets default values at Role level
- Supports importing parameters from existing reports
- Users can override default parameter values
- Cloud users have access as well



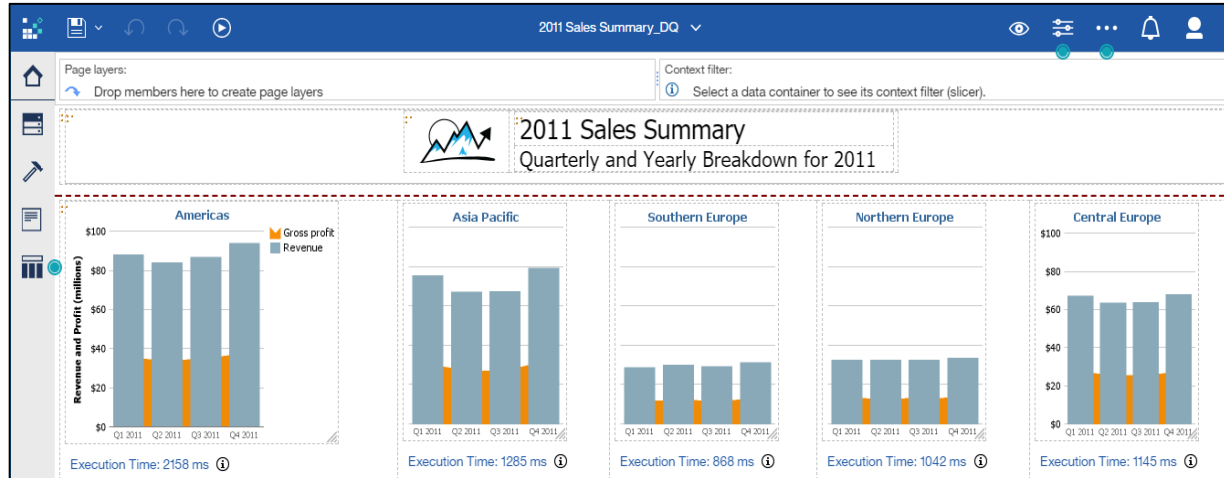
Interactive Performance Assistant

- Discover the performance issues early
- Great for trouble shooting production issue
- No configuration, no additional resource required

Product line	Unit price
Camping Equipment	\$156.98
Golf Equipment	\$502.65
Mountaineering Equipment	\$101.11
Outdoor Protection	\$8.82
Personal Accessories	\$103.55
Overall - Summary	\$123.40

Execution Time: 274 ms ⓘ

Render: List1, 83 ms
Query: Query1, 191 ms



Data Access

- Revamped user experience for creating data modules
- Authentication
 - Dynamic parameters in JDBC URLs
 - Kerberos support for data modules
 - OpenID Connect
- Planning Analytics
 - Text measures in crosstabs
 - Create data module from cube
- New technologies
 - Presto
 - MemSQL (uses MySQL connection)
- New versions
 - Hive 2.1
 - Microsoft Analysis Services 2016
 - SAP BW 7.5
 - Many more...

OpenID Connect

- 7 OIDC providers
- Simple to configure
- Available on premise or on cloud
- SAML 2.0 is available ONLY via IBMID

OpenID Connect - Namespace - Resource Properties	
Name	Value
Type	Azure AD
* Identity Provider	AzureAD
* Namespace ID	✗
* Discovery Endpoint	https://login.microsoftonline.com:443/{tenantid}/.well-known/openid-configuration
* Client Identifier	✗
* OpenID Connect client secret	✗ *****
* Return URL	✗ https://host:port/bi/completeAuth.jsp
Multitenancy	
Tenant ID Mapping	
Tenant Bounding Set Mapping	
Advanced properties	<click the edit button>

New Resource - Namespace

Name:

OpenID Connect

Type(Group):

OpenID Connect

Type:

ADFS

ADFS

Azure AD

Google

IBMid

OKTA

Ping

SalesForce

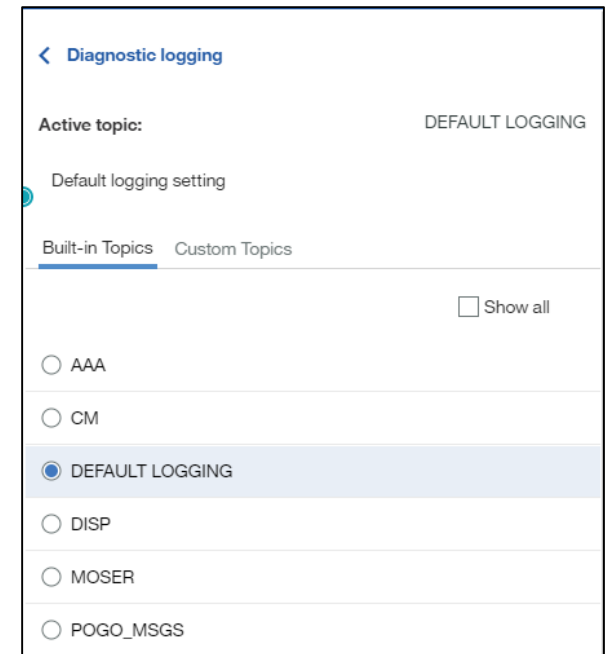
Logging Framework

Advantages

- No more naming files: ipfaaclientconfig.xml.sample
- No more restarting of services
- New CognosServer.log gets created on the server
- Cloud customers need to reach out to IBM Support

Types of logging

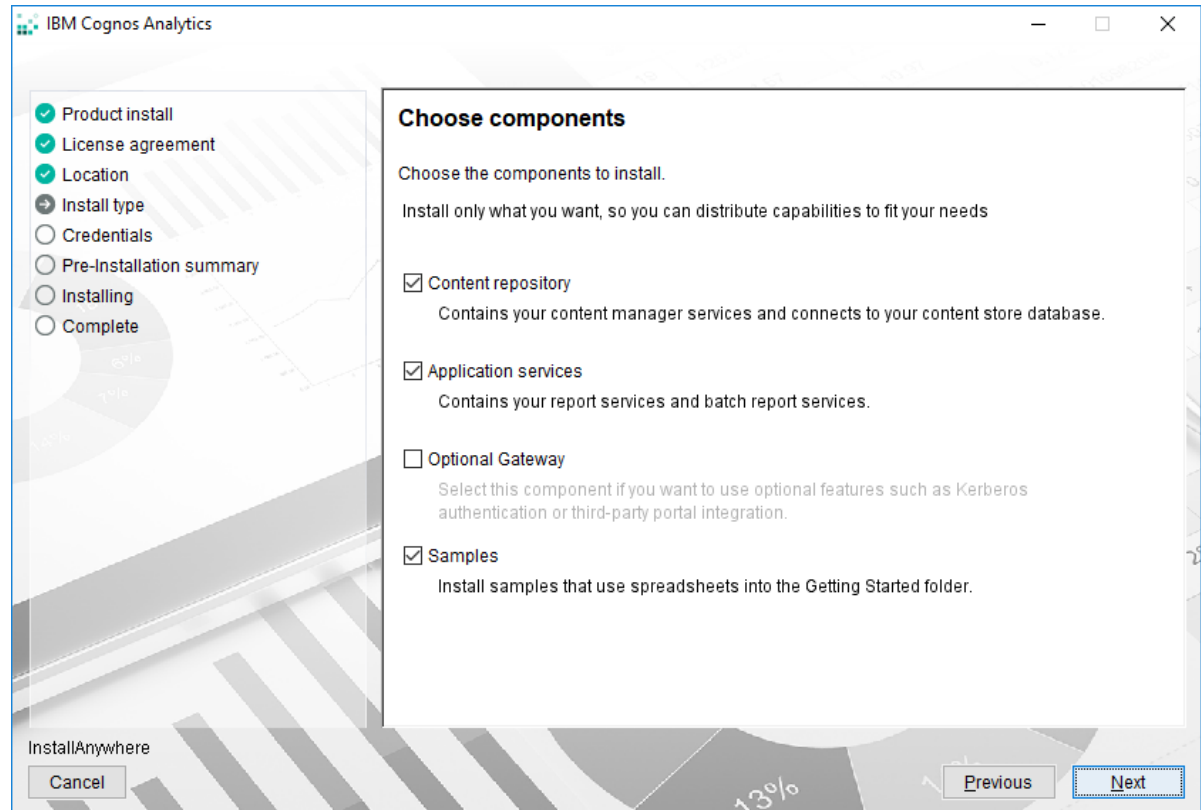
- **Session Logging** for reproducible problems
- **Diagnostic Logging** browser-based administration for intermittent or service-specific problems
- **Interactive Performance Assistant Logging** for report performance challenges in a distributed environment



Installation options

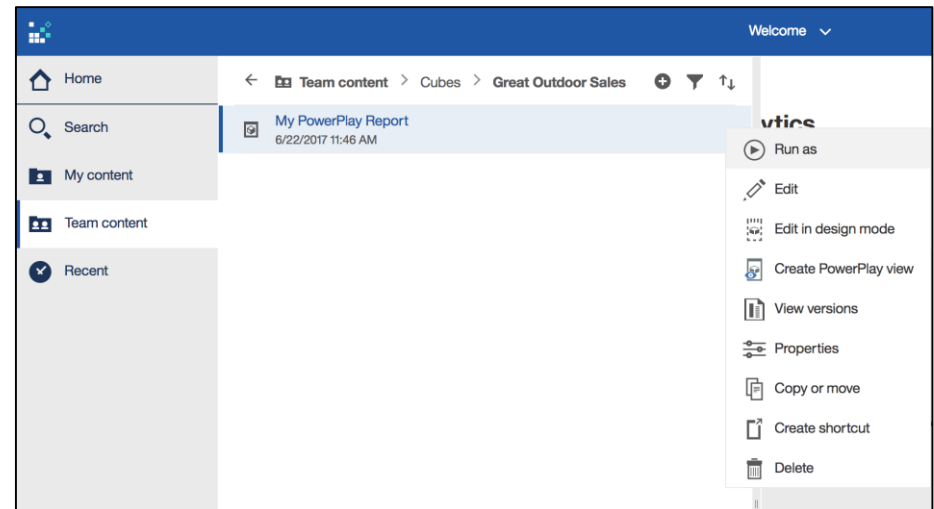
No requirement to install, configure and start the content manager

- All tiers available
- Connect and install available



PowerPlay 11

- Functionally the same as 10.2.2 products
- Updated to v11:
 - Windows client
 - PowerPlay Studio
 - Transformer
- Updated conformance
 - Windows 10
 - Chrome, IE, and FireFox
- Reports/studio run in separate browser tab
- Separate installation for PowerPlay products, same license

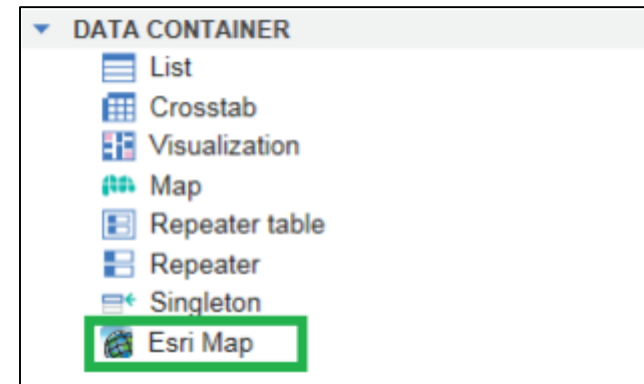


ESRI maps (EM4C)

- EM4C now works in 11.0.7 (or with IF6009 on 11.0.6)
- Not supported by IBM or ESRI, no guarantee for future releases
- Step by step instructions posted on our Community blogs
- A few known issues (no PDF on IE11)
- Not available for cloud users

Alternative is to reach out to Integeio

- HTML/JavaScript plug-in to Cognos BI reports
- Integrates with Esri server/infrastructure
- Supported, affordable and performant



Useful links

- Main Cognos Analytics page + free trial
 - <http://www.ibm.biz/cognosanalytics>
- What's new in R7 blog (Community):
 - <https://www.ibm.com/communities/analytics/cognos-analytics-blog/learn-whats-new-in-the-latest-release-of-cognos-analytics-11-0-7/>
- Documentation
 - http://www.ibm.com/support/knowledgecenter/SSEP7J_11.0.0/
- Upgrade guide
 - <http://www-01.ibm.com/support/docview.wss?uid=swg21981350>

Upgrade Assistance - Two Options

Our dedicated integration and upgrade staff provides expertise and guidance to smoothly migrate your system to a stable platform with minimal impact on end users.

- Quick Start
 - Installation and configuration of development environment plus full documentation
- Full Upgrade Implementation
 - Full service implementation across all appropriate environments

Read details here: <http://www.senturus.com/ibm-cognos-upgrade-services/>

Contact us at: info@senturus.com or 888 601 6010 ext. 85



SENTURUS

WHO WE ARE

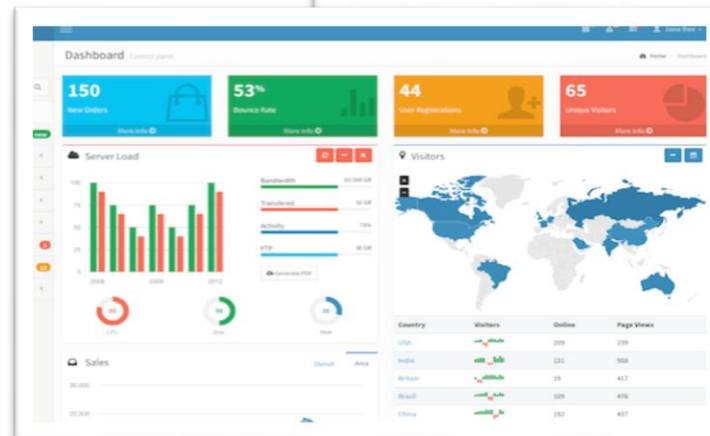
Business Analytics Consultants

Bridging the Gap Between Data & Decision Making



Business Analytics Architects

- Dashboards, Reporting & Visualizations
- Data Preparation & Modern Data Warehousing
- Self-Service Business Analytics
- Big Data & Advanced Analytics
- Planning & Forecasting Systems
- Proprietary Analytics Connector Software



1000+ Clients, 2000+ Projects, 16+ Years



SEPHORA



KELLY-MOORE
PAINTS™



fb FREMONT BANK



CRC
HEALTH GROUP



NETGEAR®
Connect with Innovation™

U.S. AIR FORCE

Genentech
A Member of the Roche Group



National
Semiconductor

KORBEL®
CALIFORNIA CHAMPAGNE



lisi AEROSPACE



MEYER®



TriNet
Ambitions realized™





SENTURUS

ADDITIONAL RESOURCES

Other Resources



UPCOMING EVENTS



RESOURCE LIBRARY



BLOG

IMHO: Best Features and Capabilities in Cognos Analytics R7

<http://www.senturus.com/blog/imho-best-features-capabilities-cognos-analytics-r7/>

Installing Cognos Analytics v11: Updated Tips for the Latest Release

<http://www.senturus.com/resources/installing-cognos-analytics-v11/>

The New Reporting Experience in IBM Cognos Analytics: Demos of Our Favorite New Features

<http://www.senturus.com/resources/demo-report-authoring-cognos-analytics/>

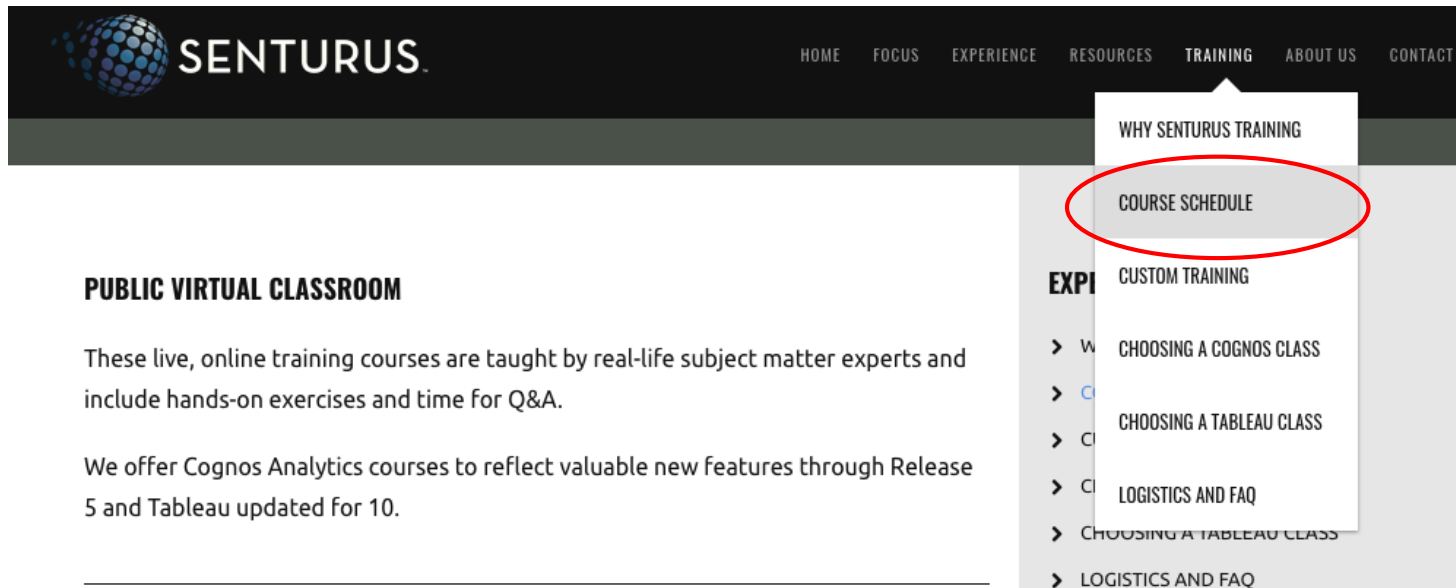
Cognos Analytics: March 2017 Enhancements

<http://www.senturus.com/resources/cognos-analytics-march-2017-enhancements/>

Cognos Analytics: Using License Roles to Specify Permissions

<http://www.senturus.com/blog/cognos-analytics-using-license-roles-specify-permissions/>

Cognos Training Options - V11 Classes



The screenshot shows the Senturus website header with navigation links: HOME, FOCUS, EXPERIENCE, RESOURCES, TRAINING, ABOUT US, and CONTACT. The TRAINING link is highlighted, and a dropdown menu is visible with the following options: WHY SENTURUS TRAINING, COURSE SCHEDULE (circled in red), CUSTOM TRAINING, CHOOSING A COGNOS CLASS, CHOOSING A TABLEAU CLASS, LOGISTICS AND FAQ, and CHOOSING A TABLEAU CLASS. Below the header, the PUBLIC VIRTUAL CLASSROOM section is displayed, featuring a description of live, online training courses and a list of available classes.

PUBLIC VIRTUAL CLASSROOM

These live, online training courses are taught by real-life subject matter experts and include hands-on exercises and time for Q&A.

We offer Cognos Analytics courses to reflect valuable new features through Release 5 and Tableau updated for 10.

IBM COGNOS	10.2	REPORT STUDIO	BEGINNING AND INTERMEDIATE AUTHORIZING	OCT 02 - OCT 03	➔
IBM COGNOS	11.0.5	FRAMEWORK MANAGER	FRAMEWORK MANAGER METADATA MODELING BEST PRACTICES	OCT 03 - OCT 05	➔
IBM COGNOS	10.2	REPORT STUDIO	ADVANCED AUTHORIZING	OCT 04	➔
IBM COGNOS	11.0.5	COGNOS ANALYTICS	V11 NEW FEATURES FOR EXPERIENCED AUTHORS	OCT 09	➔
IBM COGNOS	11.0.5	COGNOS ANALYTICS	PROFESSIONAL REPORT AUTHORIZING IN V11	OCT 10 - OCT 11	➔

Upcoming Events

<http://www.senturus.com/events/>



NOR CAL COGNOS USERS GROUP TO THE RESCUE!

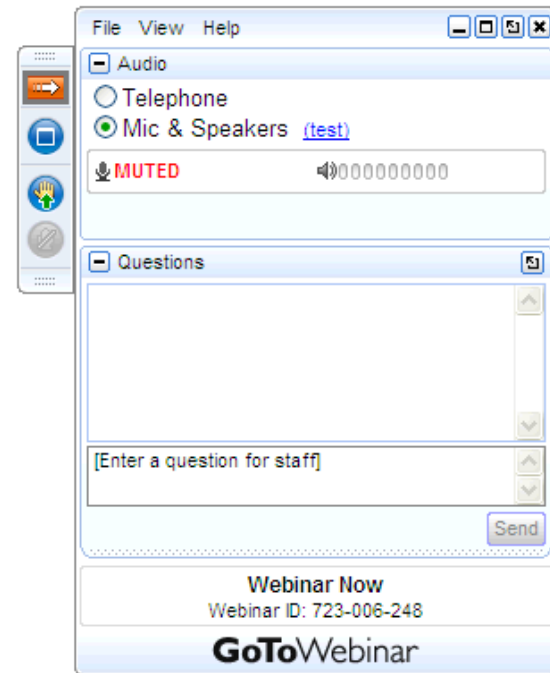
Friday, September 22, 2017 - 9am - 2:30pm - 5 hours 30 minutes

Q&A

If your question or issue is broader than what can be answered today, contact us at

info@senturus.com

and we will set up a free consultation.



Thank You!

www.senturus.com
info@senturus.com
888 601 6010



Copyright 2017 by Senturus, Inc.
This entire presentation is copyrighted and may not be
reused or distributed without the written consent of
Senturus, Inc.