



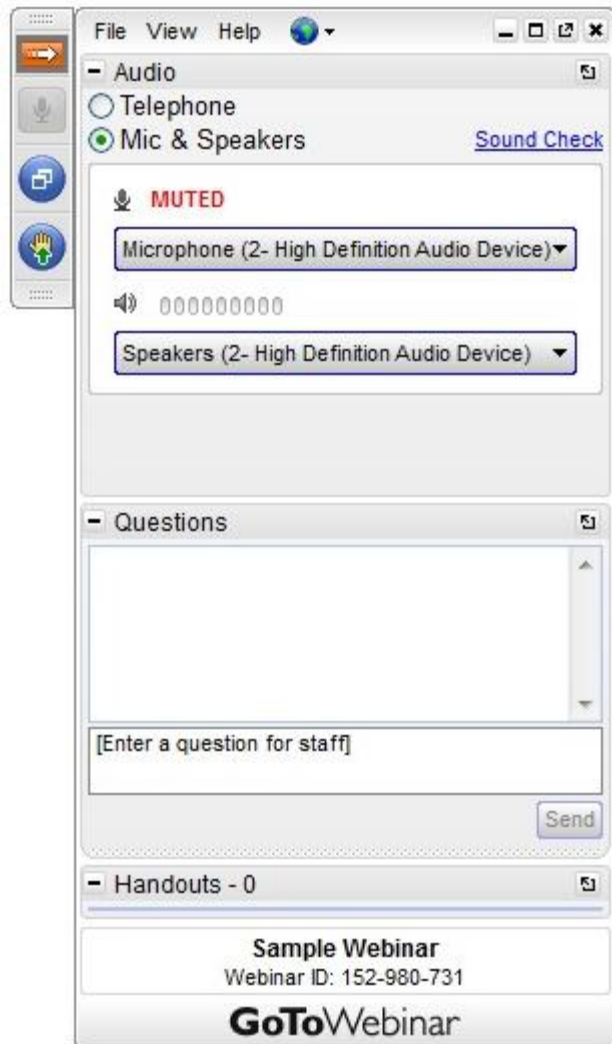
SENTURUS

IBM PLANNING ANALYTICS 2.0 NEW CAPABILITIES FOR TM1 USERS

Plus New Features in TM1 Cubes for Cognos Analytics



GoToWebinar Control Panel




Click arrow to restore full control panel



Submit questions here

Presentation Slide Deck

<http://www.senturus.com/resources/>



RESOURCE LIBRARY

An extensive, free library of past webinars, demonstrations, whitepapers, presentations, helpful hints, and more.

Agenda

- Introductions
- Overview of IBM Planning Analytics 2.0
- IBM Planning Analytics Demonstrations
- Senturus Overview
- Additional Resources
- Q&A

TODAY'S PRESENTERS



Ken O'Boyle
Senior Planning Architect
Senturus, Inc.



Greg Herrera
President and Co-Founder
Senturus, Inc.

Poll

What planning tool is your organization currently using?

- IBM Cognos TM1 10.x
- IBM Planning Analytics
- IBM Cognos Planning (formerly Enterprise Planning - EP)
- Other on premise planning solution
- Other cloud planning solution



SENTURUS

OVERVIEW OF IBM PLANNING ANALYTICS 2.0

IBM Planning Analytics

What is it?

Server	TM1 Services / Data		
Development / Administration	Architect	Performance Modeler	
Desktop Clients	Excel Perspectives	Insight	Cognos Analysis for Excel (CAFE)
Web Clients	TM1 Web	TM1 Applications	Operations Console
Planning Analytics Only			Planning Analytics for Excel (PAx)**
	Planning Analytics Workspace*		

* Introduced in version 1.0

** Introduced in version 2.0

IBM Planning Analytics 2.0

Major New Features

- Planning Analytics local - on-premise version
- Hierarchies - virtual dimensions
- PAX - best of CAFE and perspectives
- Chat - post messages regarding content



SENTURUS

DEMONSTRATIONS

Demonstration Topics

Workspace

The screenshot displays the IBM Planning Analytics Workspace interface. At the top, a dark blue header bar contains a 'Welcome' message, a user profile for 'administrator', and a help icon. Below this, the main workspace is divided into three sections. The left section features the IBM Planning Analytics logo and the text 'Workspace Speed. Agility. Foresight.' The middle section is titled 'Report' and includes the subtext 'Build dashboards and Distribute results.' The right section is titled 'Explore and Predict' and includes the subtext 'Ask Questions, Discover Patterns and find Insights.' Below these sections, a navigation bar contains a search icon, a '+ New' button, and 'Filter' and 'Sort' icons. The main content area shows a list of folders under the 'Shared' tab. The folders are: 'Blueprints' (created Jun 17, 2016), 'CAFE' (created Apr 14, 2016), 'CarSales' (created Oct 20, 2016), 'PLANNING ANALYTICS BOOK Demo' (created May 2, 2017), and 'Insurance Planning' (created Dec 1, 2016). A 'New folder' button is located at the bottom left of the folder list.

IBM Planning Analytics
Workspace
Speed. Agility. Foresight.

Report
Build dashboards and Distribute results.

Explore and Predict
Ask Questions, Discover Patterns and find Insights.

Search + New Filter Sort

Shared

FOLDER Blueprints Jun 17, 2016

FOLDER CAFE Apr 14, 2016

FOLDER CarSales Oct 20, 2016

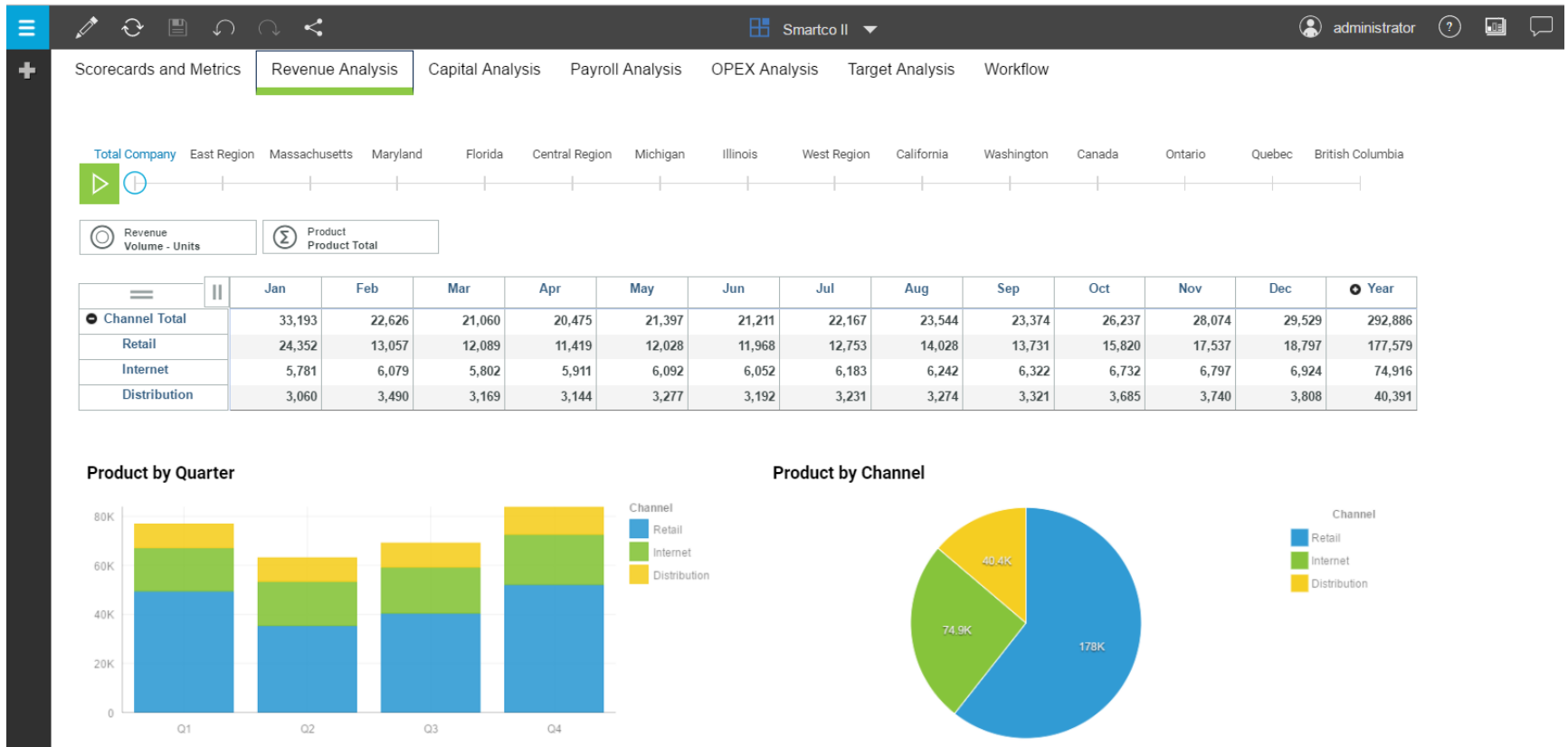
PLANNING ANALYTICS BOOK Demo May 2, 2017

FOLDER Insurance Planning Dec 1, 2016

+ New folder

Demonstration Topics

Workspace: Book Example



Demonstration Topics

Hierarchies – Virtual Dimensions

What do you want to assemble? For example, Revenue by Year

Hierarchy - Virtual Dimensions

Measures Balance Version Current Scenario Forecast

Year All Year Quarter All Quarter

	All Quarter	Q1	Q2	Q3	Q4
All Year	124,804,247	30,336,867	31,230,893	30,443,965	32,792,523
2015	26,406,651	6,178,731	6,429,499	6,311,268	7,487,153
2016	31,917,767	7,730,382	8,409,345	7,793,668	7,984,372
2017	31,535,363	7,872,955	7,607,080	7,717,780	8,337,548
2018	34,944,466	8,554,798	8,784,969	8,621,248	8,983,451

Demonstration Topics

Planning Analytics for Excel (PAX)

Book2 - Excel

FILE HOME INSERT PAGE LAYOUT FORMULAS DATA REVIEW VIEW DEVELOPER IBM® Planning Analytics

Connect Task Pane Help Options Open Publish Exploration List Action Button Refresh Sheet Commit Clear Discard Snapshot Rebuild Sheet Rebuild Book Recreate Book Dynamic Reports

C20 : X ✓ fx =DBRW(\$B\$12,\$C\$14,\$B20,\$C\$16,\$C\$15,C\$19)

IBM

IBM Demos

CarSales Workbook

Sales

Views

BYO

Input

Input_Price

Input_Units

Waterfall

World Sales

World Sales Input

World Sales Rolling

Private views

Version

Region

Product

Account

Time

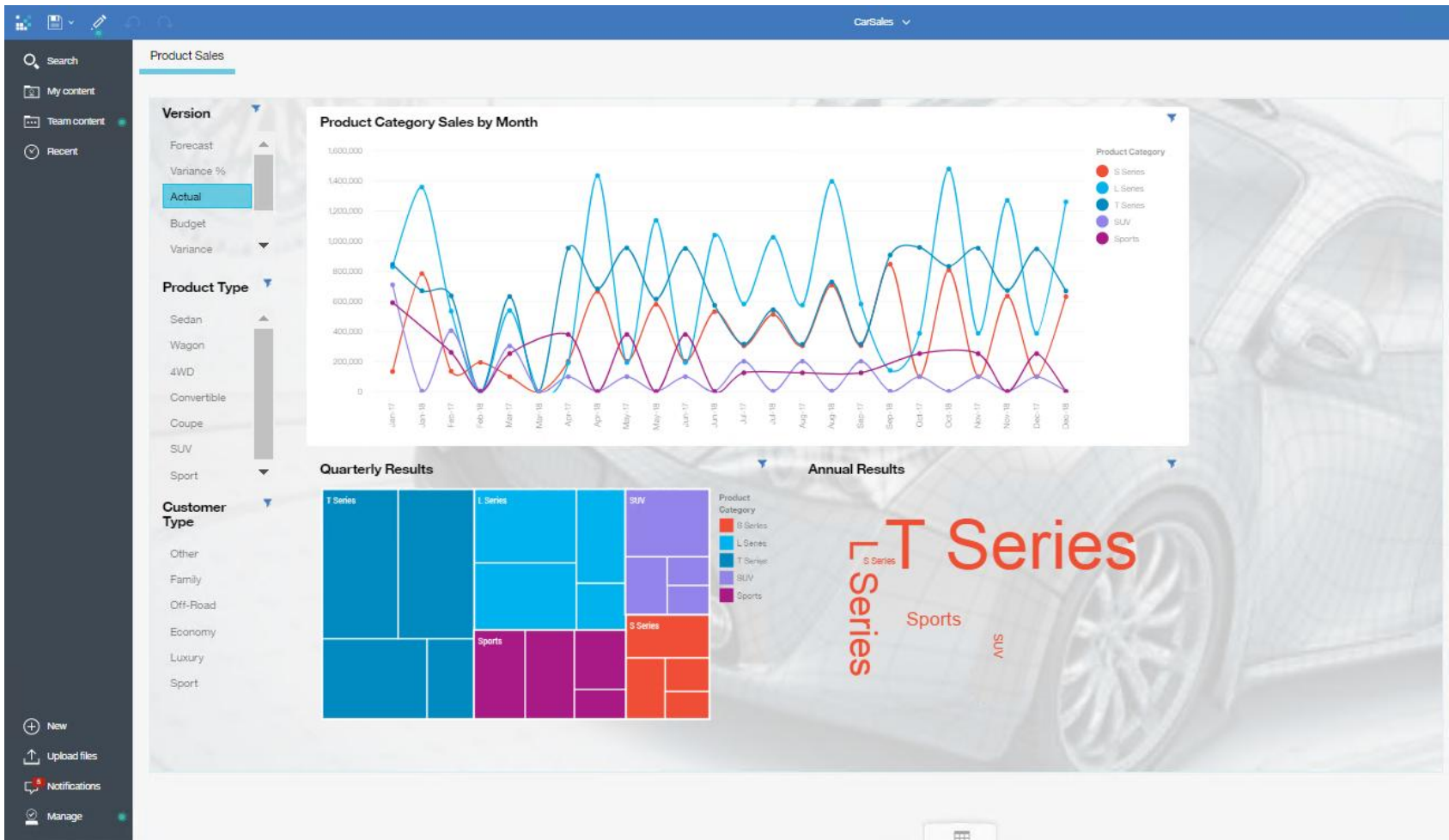
Dimensions

	B	C	D	E	F	G	H
13							
14	Version	Budget					
15	Account	Units					
16	Product	Total					
17							
18							
19		Q1-17	Q2-17	Q3-17	Q4-17	2017	
20	- World	368,951	301,371	208,620	392,379	1,271,321	
21	- Europe	265,384	217,955	149,844	285,633	918,816	
22	+ Scandinavia	21,325	16,638	12,116	21,642	71,721	
23	+ Benelux	10,530	8,522	6,013	10,796	35,862	
24	+ Islands	154,969	124,186	85,946	157,674	522,775	
25	+ Central Europe	35,687	33,197	21,288	50,108	140,280	
26	+ Iberia	27,909	22,546	15,825	29,459	95,739	
27	+ Southern Europe	14,964	12,866	8,656	15,954	52,439	
28	- Americas	103,567	83,416	58,776	106,746	352,505	
29	+ North America	13,112	10,444	7,274	13,564	44,394	
30	+ South America	90,455	72,972	51,502	93,182	308,111	
31							

Dynamic Report (Active Form)

Demonstration Topics

Cognos Analytics Integration





SENTURUS

ADDITIONAL RESOURCES

How Senturus Can Help

Free Estimate for Your Planning Upgrade

- EP or TM1

Beyond Finance TM1 Workshop

- Explore ways to expand the value of your TM1 installation with additional applications
- 1 hour workshop
- Free

Contact us at info@senturus.com



SENTURUS

WHO WE ARE

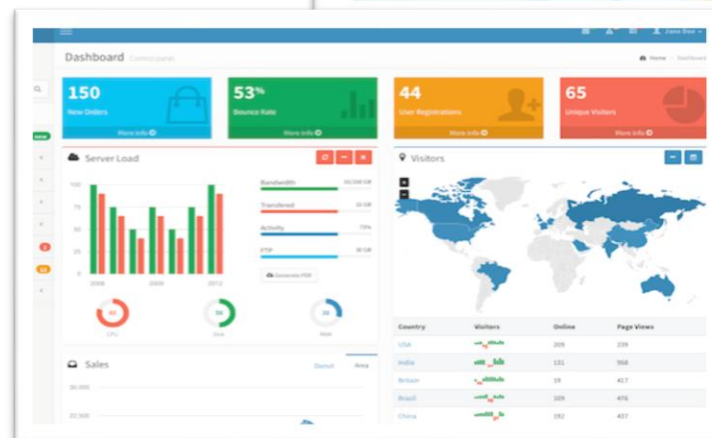

Business Analytics Consultants

Bridging the Gap Between Data & Decision Making



Business Analytics Architects

- Dashboards, Reporting & Visualizations
- Data Preparation & Modern Data Warehousing
- Self-Service Business Analytics
- Big Data & Advanced Analytics
- Planning & Forecasting Systems
- Proprietary Analytics Connector Software



1000+ Clients, 2000+ Projects, 16+ Years



SEPHORA



KELLY-MOORE
PAINTS™



fb FREMONT BANK



CRC
HEALTH GROUP



NETGEAR®
Connect with Innovation™

U.S. AIR FORCE

Genentech
A Member of the Roche Group



National
Semiconductor

KORBEL®
CALIFORNIA CHAMPAGNE



CENTRAL
Garden & Pet

lisi AEROSPACE



MEYER®

GILEAD



Abbott



BIO-RAD

TriNet
Ambitions realized™



shutterfly®

PENTAIR



More Free Resources:

<http://www.senturus.com/resources/>



UPCOMING EVENTS



RESOURCE LIBRARY



BLOG

TM1, Cognos Analytics & Tableau Training

<http://www.senturus.com/training/course-schedule/>

UPCOMING COURSES

SEARCH TRAINING

SORT BY

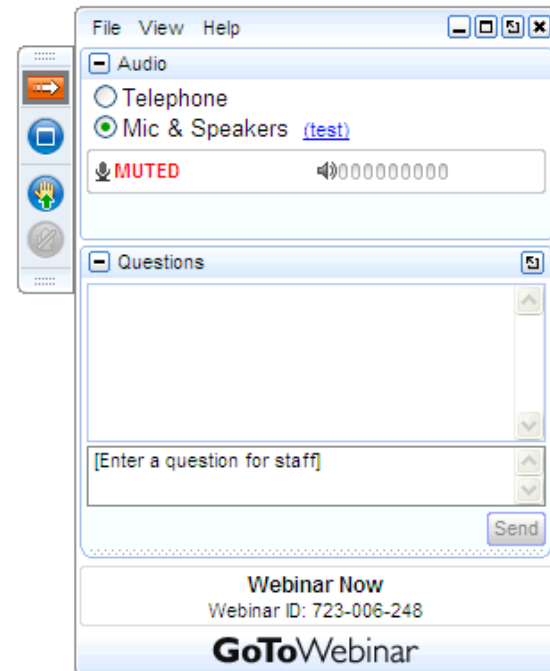
PLATFORM	VERSION	TOOL	TITLE	DATE	GO
IBM COGNOS	10.2.2	CAFE	COGNOS ANALYSIS FOR EXCEL	JUN 14	→

Q&A

If your question or issue is broader than what can be answered today, contact us at

info@senturus.com

and we will set up a free consultation.



Thank You!

www.senturus.com
info@senturus.com
888 601 6010



Copyright 2017 by Senturus, Inc.
This entire presentation is copyrighted and may not be
reused or distributed without the written consent of
Senturus, Inc.

